



MUNICIPALITY OF
GREENSTONE

RECREATION & PLAYGROUND MASTER PLAN

WHAT WE HEARD REPORT

JUNE 2024



We respectfully acknowledge that the Municipality of Greenstone is situated on the traditional territory of Robinson Superior Treaty and James Bay Treaty No 9. To do so recognizes and respects Indigenous People's long-standing presence in the territory, which is a key step towards reconciliation. The Municipality is committed to its relationships and partnerships with First Nation, Métis, and Inuit people and their communities.



EXECUTIVE SUMMARY

Residents of Greenstone have an array of recreation programs, facilities, parks and playgrounds at their disposal. These important services contribute to personal, family, and community health and wellness. To help ensure the future of these services and their alignment with community need, the Municipality of Greenstone is developing a Recreation and Playground Master Plan. The Master Plan will guide the Municipality's contribution to providing these services.

The Recreation & Playgrounds Master Plan will provide a roadmap to guide the provision of playgrounds, recreation facilities, community programs, services and events. More specifically, the Master Plan will:

- ♦ Define the long-term vision and goals for Greenstone recreation provision (including playgrounds).
- ♦ Examine the current inventory of facilities and playgrounds and identify appropriate service levels.
- ♦ Provide tools to enable the Municipality to chart a path for the delivery of recreation and playground services in a sustainable manner.

Community input is a critical component in the Master Plan's development. This "What We Heard Report" describes the community engagement process and presents its findings. Aside from some introductory open houses, there were five (5) key input opportunities as identified in the following graphic.



COMMUNITY OPEN HOUSES

4 EVENTS WITH APPROXIMATELY 100 ATTENDEES



HOUSEHOLD SURVEY

194 RESPONSES



YOUTH SURVEY

53 RESPONSES



GROUP SURVEY

15 RESPONSES



DISCUSSION SESSIONS

14 ORGANIZATIONS

Key findings from each of these tactics is noted below.

HOUSEHOLD SURVEY

- ♦ At least three-quarters of respondents said they participate in recreation activities for physical health and exercise (83%), mental health and wellbeing (76%), and to be with family / friends (75%).
- ♦ Almost all respondents strongly or somewhat agree that recreation services are very important to their community (95%) and to their households (93%). Less than half (40%) strongly or somewhat agree that there may be times to consider a reduction in recreation services provided by the Municipality.
- ♦ The main barriers to participation include a lack of programs or full programs (52%) and desired amenities / features not offered (35%).
- ♦ About half (53%) are very or somewhat satisfied with indoor recreation facilities in Greenstone. A similar proportion (51%) expressed satisfaction with outdoor recreation facilities.
- ♦ Approximately one-third (38%) are very or somewhat satisfied with recreation programs and events in Greenstone.
- ♦ Over half (57%) said there are not adequate recreation facilities and amenities in Greenstone and another 14% are unsure.
 - Top indoor priorities of these respondents include: swimming pool, ice arena facilities, youth centre, indoor multi-sport field house type facility, and gymnasium spaces.
 - Top outdoor priorities of these respondents include: spray parks / splash pads; sledding / tobogganing hills, off leash dog parks, community gardens, and campgrounds.
- ♦ Approximately two-thirds (68%) of respondents said a greater variety of programs is needed.
- ♦ Top playground elements identified include features for toddlers and children (82% rated this as very important); shade areas (59%), accessible elements (57%), and washrooms and fountains (55%).
- ♦ Forty-two percent (42%) of respondents would not support an increase in property taxes for enhancements to existing services their households would use. Thirty-two percent (32%) would not support an increase for new services.

YOUTH SURVEY

- ◆ Approximately two-thirds (62%) of respondents said they experience barriers to participation in recreation activities or programs.
 - Most common barriers include: lack of comfort or confidence to participate (28%); activity of interest not offered (25%); and no one to participate with (20%).
- ◆ Over three-quarters (88%) of respondents said there are indoor facilities and spaces that could be improved or developed including:
 - Swimming pools, climbing wall, gymnasium space, archery lanes , and youth centre.
- ◆ Almost all (91%) respondents said there are outdoor facilities and spaces that could be improved or developed including:
 - Playgrounds for older children / youth; outdoor pool; beach volleyball courts; archery range; mountain bike trails; and off leash dog parks.
- ◆ Regarding playgrounds, the most important elements include: features for youth and teens; and washrooms and water fountains.

GROUP SURVEY

- ◆ Most common challenges faced by respondents includes difficulty attracting and retaining volunteers; lacking or deficient spaces; funding; and storage.
- ◆ The most frequently cited support the Municipality can provide is enhancing existing facilities and amenities.
- ◆ About half (7 out of 13) said there are adequate recreation facilities and amenities in Greenstone.
 - Most identified indoor facilities and amenities in need of investment are: swimming pools; youth centre, multi-sport / field house type facilities; court sports (racquetball, squash).
 - Most identified outdoor facilities and amenities in need of investment are: spray parks / splash pads; ball diamonds; and amphitheatres / event spaces; band shelters.

DISCUSSION SESSIONS

- ◆ Recreation is important. It is important to that there are recreation opportunities in all communities of Greenstone.
- ◆ Barriers to participation need to be addressed. Some barriers people experience included awareness, affordability and accessibility. Some groups are challenged in promoting their programs and activities.
- ◆ It is important that entities with involvement and an interest in recreation work together.
- ◆ Volunteer challenges exist. While some have articulated successes with their volunteer corps, it is common for others to speak about the difficulties in recruiting volunteers and retaining them.
- ◆ More programming and activities are needed, particularly for youth.
- ◆ Some suggestions regarding infrastructure were offered. There were comments that overall maintenance of outdoor spaces, including community beautification, is in need of improvement. Specifically, some needs were identified including community gathering and programming spaces are needed, support amenities for outdoor amenities is also needed including: bathrooms, seating, and shade.

CONTENTS

1 INTRODUCTION

2 FINDINGS

2.1 Community Open Houses

2.1.1 Community Input

2.2 Household Survey

2.2.1 Top of Mind Thoughts

2.2.2 Current Usage / Visitation

2.2.3 Recreation Services Assessment

2.2.4 Future Priorities and Focus Areas

2.2.5 Programming

2.2.6 Travel Time

2.2.7 Playground Provision

2.2.8 Communications

2.2.9 Willingness to Pay

2.2.10 Other Comments

2.2.11 Household Profile

2.3 Youth Survey

2.3.1 Top of Mind Thoughts

2.3.2 Future Priorities and Focus Areas

2.3.3 Other Comments

2.3.4 Profile

1

3

5

6

10

11

13

21

27

31

38

43

44

45

47

48

49

50

52

55

55

2.4 Community Group Survey

2.4.1 About the Groups

2.4.2 Utilization

2.4.3 Organizational Challenges

2.4.4 Assessment

2.4.5 Future Priorities and Focus Areas

2.4.6 Other Comments

2.5 Discussion Sessions

3 CONCLUSIONS

APPENDICES

Appendix A – Open House Panels

Appendix B – Postcard

Appendix C – Household Questionnaire

Appendix D – Youth Questionnaire

Appendix E – Group Questionnaire

Appendix F – Group Questionnaire Participants

Appendix G – Meeting Participants

56

57

60

61

62

64

67

68

69

72

73

76

77

86

89

94

94



1

INTRODUCTION

Residents of Greenstone have an array of recreation programs, facilities, parks and playgrounds at their disposal. These important services contribute to personal, family, and community health and wellness. To help ensure the future of these services and their alignment with community need, the Municipality of Greenstone is developing a Recreation and Playground Master Plan. The Master Plan will guide the Municipality's contribution to providing these services.

The Recreation & Playgrounds Master Plan will provide a roadmap to guide the provision of playgrounds, recreation facilities, community programs, services and events. More specifically, the Master Plan will:

- ♦ Define the long-term vision and goals for Greenstone recreation provision (including playgrounds).
- ♦ Examine the current inventory of facilities and playgrounds and identify appropriate service levels.
- ♦ Provide tools to enable the Municipality to chart a path for the delivery of recreation and playground services in a sustainable manner.

To produce a Master Plan that reflects the context of Greenstone, an examination of the current context needs to be completed. Under a separate cover, this examination was completed and included an analysis of Greenstone's demographics, program and event provision, inventory and assessment of indoor and outdoor facilities and amenities, a review of pertinent plans and policies, and a presentation of trends and leading practices in the provision of these valuable community services. This information is presented in a "What We Learned Report".



Community input is a critical component in the Master Plan's development. This "What We Heard Report" describes the community engagement process and presents its findings. There were five (5) main components to the engagement as noted below.



Community Open Houses – serving as promotion for the study and its subsequent household survey, open houses were convened in Beardmore, Geraldton, Longlac, and Nakina.



Household Survey – residents in Greenstone were invited to share the thoughts of household members.



Youth Survey – the perspectives of youth in Greenstone were gathered through the fielding of a survey through the schools.



Community Group Survey – organized groups providing services to community members were asked to provide input.



Discussion Sessions – a series of virtual meetings were convened with a variety of organizations to learn the varied perspectives about the provision of recreation and playground services.



2

FINDINGS



A comprehensive program of engagement was implemented to gather inputs from many perspectives in Greenstone. The tactics utilized included a coded access survey; a survey of organized groups associated with recreation and playgrounds; and a series of meetings and discussions with user groups and community contributors. Initial engagement and promotion were utilized through sounding boards located at various facilities in the Municipality. Combined, these findings offer a comprehensive perspective on recreation and playground provision in the Municipality of Greenstone.



COMMUNITY OPEN HOUSES

4 EVENTS WITH APPROXIMATELY 100 ATTENDEES



HOUSEHOLD SURVEY

194 RESPONSES



YOUTH SURVEY

53 RESPONSES



GROUP SURVEY

15 RESPONSES



DISCUSSION SESSIONS

14 ORGANIZATIONS

2.1 COMMUNITY OPEN HOUSES

Prior to the survey being fielded, open houses were convened at four locations across the Municipality of Greenstone including Beardmore, Longlac, Nakina and Geraldton. The purposes of the open houses were to gather top of mind thoughts on recreation and playgrounds in the Municipality and as a means to promote the project and the resident survey. In total 100~ residents attended the open houses at the various locations. Refer to Appendix A for a copy of the panels.

The open houses included a series of static panels that briefly described the Master Plan and the process to complete it; there were also panels that offered attendees the opportunity to provide some input. The panel posed two questions:

1. What are your favourite recreation activities in Greenstone?
2. What advice do you have as the Municipality plans for the future of recreation and playgrounds?



2.1.1 COMMUNITY INPUT

The input gathered is presented by location.

BEARDMORE

1. What are your favourite recreation activities in Greenstone?

- Sports
 - Curling*
 - Baseball*
 - Badminton
- Outdoor Activities
 - Skating*
 - Roller blading*
 - Playing /recreating at park
 - Paddle boarding
 - Fishing
 - Cross country skiing
 - Sledding
 - Skidooing
 - Boating
- Indoor Activities
 - Swimming / swim lessons*
 - Skateboarding
 - Floor hockey
- General Recreation
 - Bingo*
- Events
 - Christmas parties*
 - Halloween parties*
 - Community gatherings*
 - Canada Day
 - Remembrance Day
 - Weddings

**denotes multiple mentions*

2. What advice do you have as the Municipality plans for the future of recreation and playgrounds?

- Facility upgrades / development including:
 - Upgrade the kitchen at the Complex and maintain cleanliness*
 - Upgrade the ball diamonds.
 - A splash pad and wading pool would be a great addition to the community.
 - Upgrade the complex including painting, new tables and chairs.
 - Ensure that resources are available to all communities in the Municipality.
- Program ideas:
 - Implement summer camps for youth and provide transportation for kids in the surrounding communities.*
 - More swimming lessons are needed.
 - Provide more activities for children and seniors
- Recreation services
 - Advertise facilities to other regions to increase usage.
 - Better signage is needed so residents and visitors can find amenities and facilities.

NAKINA

1. What are your favourite recreation activities in Greenstone?

- Sports
 - Curling*
 - Hockey*
 - Skating*
 - Playing at the park/playground*
 - Swimming
 - Drop in activities at the school

2. What advice do you have as the Municipality plans for the future of recreation and playgrounds?

- Facility Upgrades and development including:
 - Replace the slide at the Algoma Park playground (3 comments)
 - Increase the maintenance of the playgrounds and grass cutting.
 - Update the picnic tables at the parks.
 - Accessible playgrounds should be a priority.
 - Ensuring an accessibility lens is implemented to ensure all can participate.
- Programs and events including:
 - Offer more programs in Nakina – similar to the programs ran in Geraldton and Longlac.
- Recreation services:
 - Engage the community more through open houses and community events.
 - Hire a recreation coordinator instead of relying on volunteers.
 - The Accessibility Planning Committee should include someone in the community that has a disability.



LONGLAC

1. What are your favourite recreation activities in Greenstone?

- Sports
 - Hockey*
 - Curling*
 - Gymnastics
 - Floor Hockey
 - Badminton
- Outdoor Activities
 - Walking trails and visiting the lookout
 - Fishing
 - Snowshoeing
 - Going to parks
 - Badminton
 - Camping
 - Hunting
 - Kayaking
 - Canoeing

2. What advice do you have as the Municipality plans for the future of recreation and playgrounds?

- Facility upgrades / development including:
 - A splash pad is needed in the community*
 - A swimming pool is also needed*
 - A basketball court would be great*
 - Tennis courts would be a great addition*
 - A new playground without sand is needed at Lions Park*
 - A BMX/bike track for kids*
 - Lights are needed on the ball diamonds.
 - Level out the field at the high school so it can be safely used.
 - Add showers to the beaches.
 - More outdoor hockey rinks.
- Program ideas:
 - Movies in the park would be great community events*
 - There should be more activities for all ages*
 - The arena should be more available in the spring and summer for dry floor sports*
 - Don't base all programs on volunteers.
 - Summer camps with appropriate hours are needed.
- Recreation services
 - Implement and hire a recreation coordinator.



GERALDTON

1. What are your favourite recreation activities in Greenstone?

- Sports
 - Hockey*
 - Swimming*
 - Skating*
 - Golfing*
 - Baseball
 - Badminton
 - Pickleball
- Outdoor Activities
 - Hiking*
 - Fishing*
 - Camping*
 - Walking trails*
 - Hunting*
 - Snowshoeing*
 - Playgrounds
 - Exploring shorelines
 - Biking
 - Canoeing
 - Kayaking
 - Four wheeling
 - Visiting parks
- Events
 - Community led events
- General recreation
 - Seniors programming and activities

2. What advice do you have as the Municipality plans for the future of recreation and playgrounds?

- Facility upgrades/ development ideas:
 - An indoor pool*
 - We need access to the trails again*
 - A splash pad in the community would be great in the summer months*
 - A dog park is needed*
 - A skateboard park would be an asset*
 - An outdoor rink in the community is needed*
 - A multi purpose facility that all communities can utilize in a central location*
 - Fix the tennis court behind the complex*
 - Update the arena and entire building*
 - A bowling alley would be great for families
 - When renovating recreation spaces ensure they are accessible.
- Program Ideas:
 - Summer day camps for youth are needed*
 - More space for seniors*
 - Youth programming after school such as cooking classes, art classes and a drop in space*
 - Kayak and canoeing programs would be great
 - Host community events to hear residents feedback
- Recreation services
 - Research liability frameworks from other municipalities.
 - Ensure the commitments from the Master Plan are communicated.

2.2 HOUSEHOLD SURVEY

A survey was fielded with households in the Municipality to gather their perspectives on recreation and playground provision in Greenstone. The survey required respondents to answer questions considering the perspectives of all household members. The survey was promoted through a variety of means; the most prominent was through the use of a postcard. The postcards were mailed using Canada Post's neighbourhood mail. In total 2,476 postcards were mailed. Refer to Appendix B for a copy of the postcard.


A variety of tactics were utilized to promote the survey. Aside from the distributed postcards, other tactics included the following:

- ♦ Promotion on the Municipalities Website;
- ♦ Promotion on the Municipalities Social Media; and the
- ♦ Open house sounding boards.

The survey was primarily fielded online, however residents were able to request hard copies of the questionnaire. Refer to Appendix C for a copy of the questionnaire. The survey gathered responses from April 2nd to April 30th, 2024. Over that time, 194 responses were gathered.

The findings are presented in the order the questions were posed in the survey. They reflect the proportion of respondents who answered the question as not all respondents answered each question. The findings were also examined by some subsegments¹. Where appropriate and sizeable differences exist amongst the subsegments, mention is made in the report. Due to rounding, totals may not equal 100%.


1 Subsegments include: children in the household and no children in the household.



2.2.1 TOP OF MIND THOUGHTS

To begin the survey, respondents were asked to identify the main reason household members participate in recreation activities. As illustrated in the accompanying graph, over three-quarters of respondents participate for physical health and exercise (83%). Approximately three-quarters participate for mental health and wellbeing (76%), to be with family and friends (75%), for pleasure and entertainment (73%) and to be outside (72%).

MAIN REASONS HOUSEHOLDS PARTICIPATE IN RECREATION ACTIVITIES



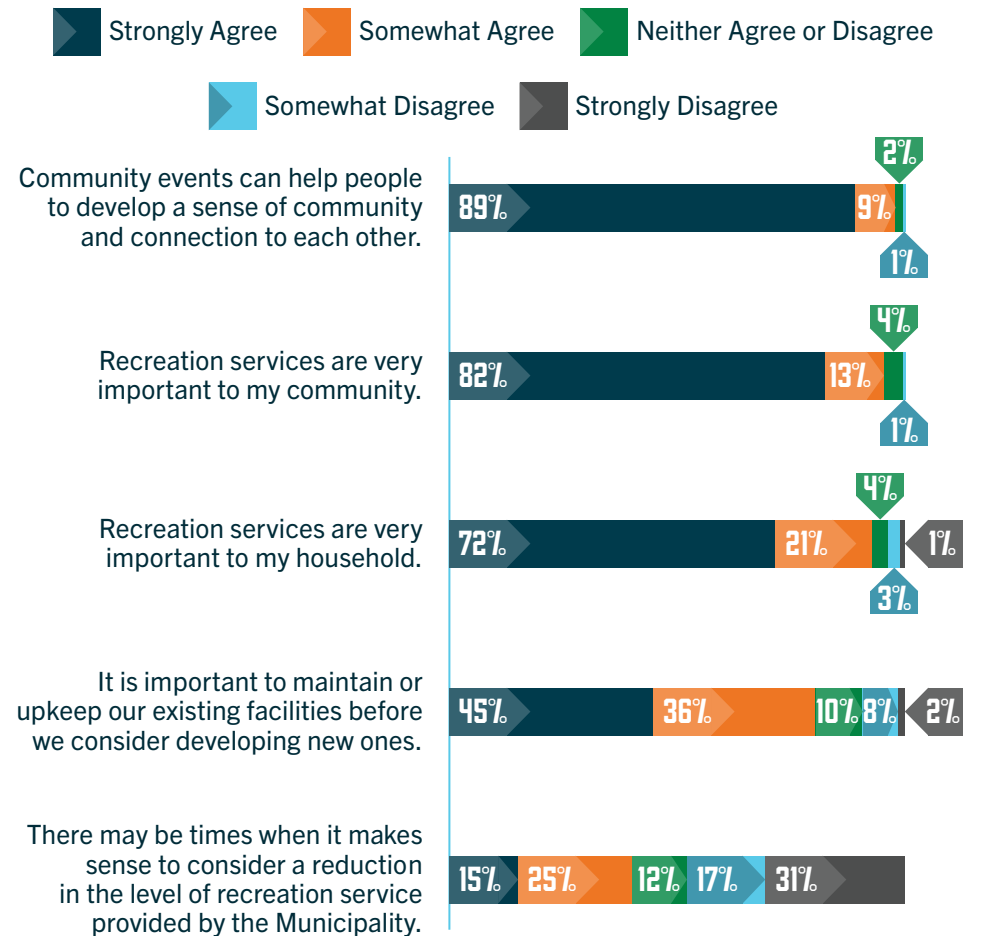
Respondents were then presented with several statements regarding the provision of recreation facilities and amenities in Greenstone. For each statement they were asked to identify the extent to which they agree. Almost all respondents strongly agree that community events help people develop a sense of community and connection (89%) and that recreation services are very important to their community (82%). Notably, less than half of respondents (40%) agree (somewhat agree and strongly agree) that the Municipality should consider a reduction in recreation services when it makes sense to do so.

SUBSEGMENT ANALYSIS

- ♦ Households with children are more likely to say that recreation services are very important to their household (84%) than households without children (44%).



VALUES AND CONSIDERATIONS

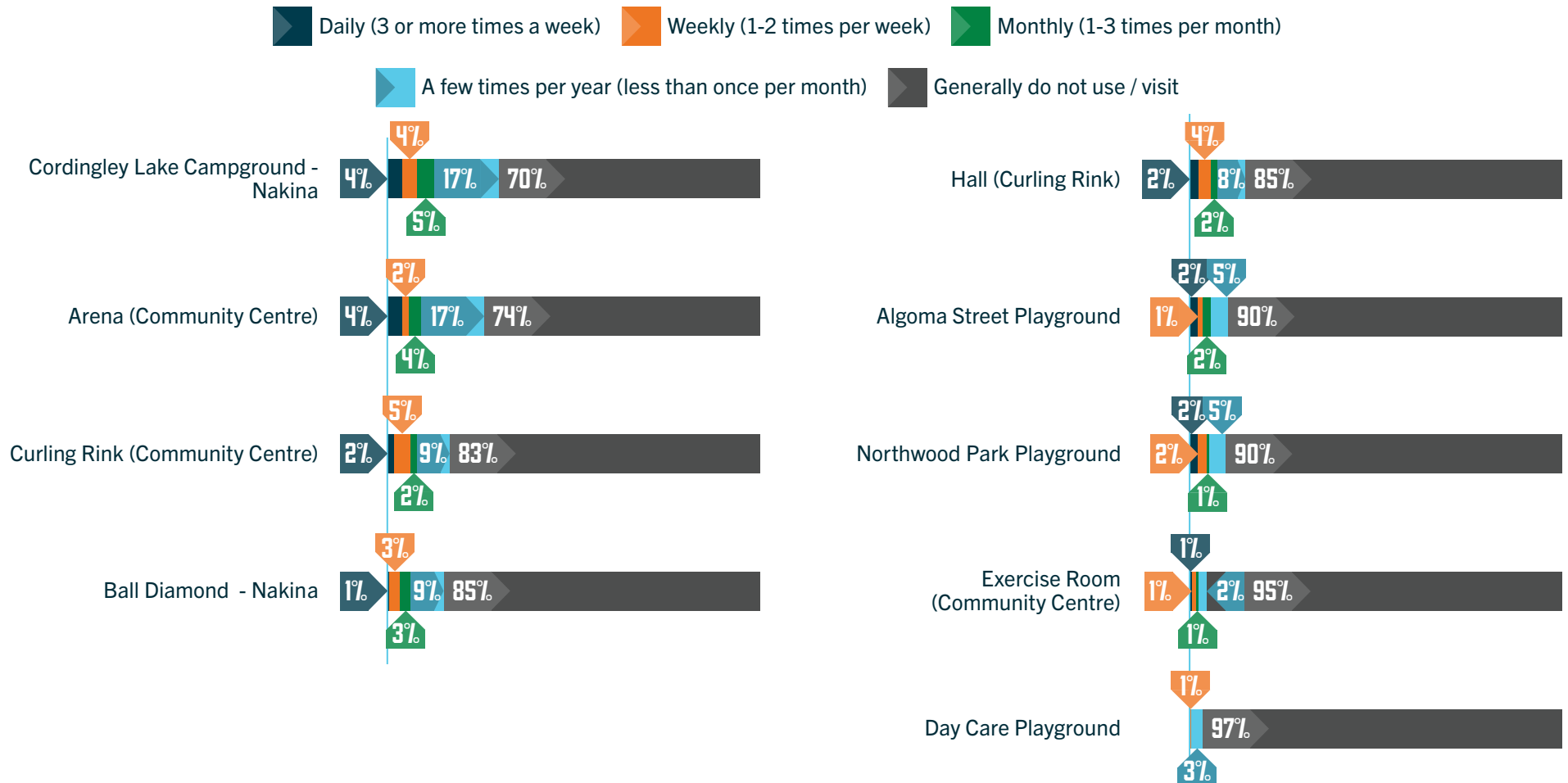


2.2.2 CURRENT USAGE / VISITATION

Respondents were then presented with lists of indoor, outdoor, and playground facilities and amenities in Greenstone and asked to indicate how frequently a member of their household visits each during a typical year during the season of play. **The lists were presented by area** in Greenstone to provide insight into how often recreation facilities and amenities are being used in the different communities.

To begin, respondents were asked to indicate how often they visit facilities and amenities in **Nakina**. As illustrated in the accompanying graph, the Cordingley Lake Campground and the Arena are the most used facilities. Of those that visit Cordingley Lake (30%), approximately half (17%) do so a few times per year. Approximately half, (17% of 27%) use or visit the Arena a few times per year.

FREQUENCY OF USE NAKINA



Regarding facilities in **Beardmore**, of the 39% that use the Poplar Lodge Campground approximately two-thirds (27%) do so a few times per year.


Additionally, approximately half (15% of the 27% that use the playground) use the Poplar Lodge playground a few times per year.

FREQUENCY OF USE

BEARDMORE

▶ Daily (3 or more times a week)
 ▶ Weekly (1-2 times per week)
 ▶ Monthly (1-3 times per month)

▶ A few times per year (less than once per month)
 ▶ Generally do not use / visit




The majority of respondents indicated that they do not use facilities in **Jellicoe** and **Caramat**. Refer to the accompanying graphs.

FREQUENCY OF USE

CARAMAT

▶ A few times per year (less than once per month)
 ▶ Generally do not use / visit

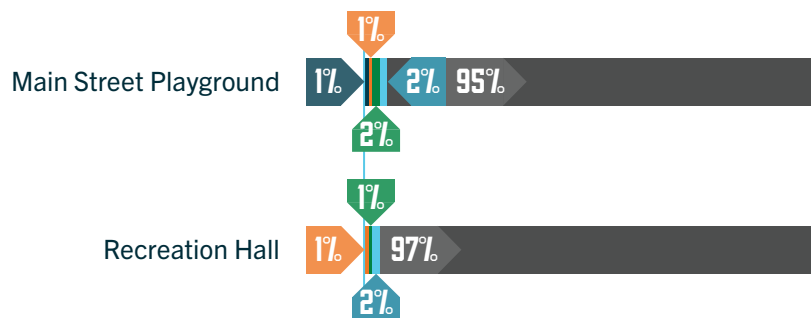


FREQUENCY OF USE

JELlicOE

▶ Daily (3 or more times a week)
 ▶ Weekly (1-2 times per week)
 ▶ Monthly (1-3 times per month)

▶ A few times per year (less than once per month)
 ▶ Generally do not use / visit



When considering other facilities in the area, approximately two-thirds (58%) indicated they use the Kenogamisis Golf Course, with approximately half (27%) of users doing so a few times per year. Additionally, approximately two-thirds (22% of the 64% that use the marina) indicated they use the High Hill Marina a few times per year.

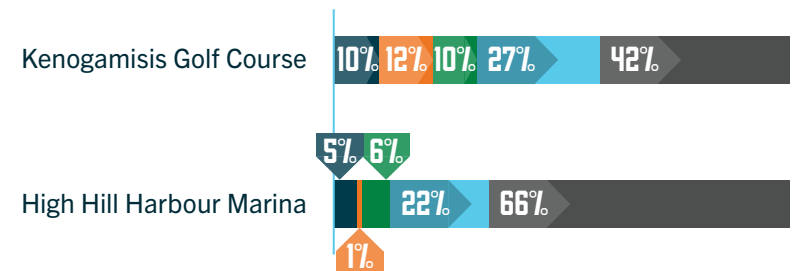
FREQUENCY OF USE

OTHER FACILITIES IN GREENSTONE

▶ Daily (3 or more times a week)
 ▶ Weekly (1-2 times per week)

▶ Monthly (1-3 times per month)

▶ A few times per year (less than once per month)
 ▶ Generally do not use / visit



To better understand who is using facilities in Geraldton and Longlac, the frequency of use analysis was done **by respondent location**.

As illustrated in the accompanying graph, of the Geraldton residents that use MacLeod Provincial Park, approximately one-third (24% of 81%) do so on a daily basis. Those who do not live in Geraldton, use the provincial park less on a daily basis, however a high proportion of those residents use the provincial park a few times per year.

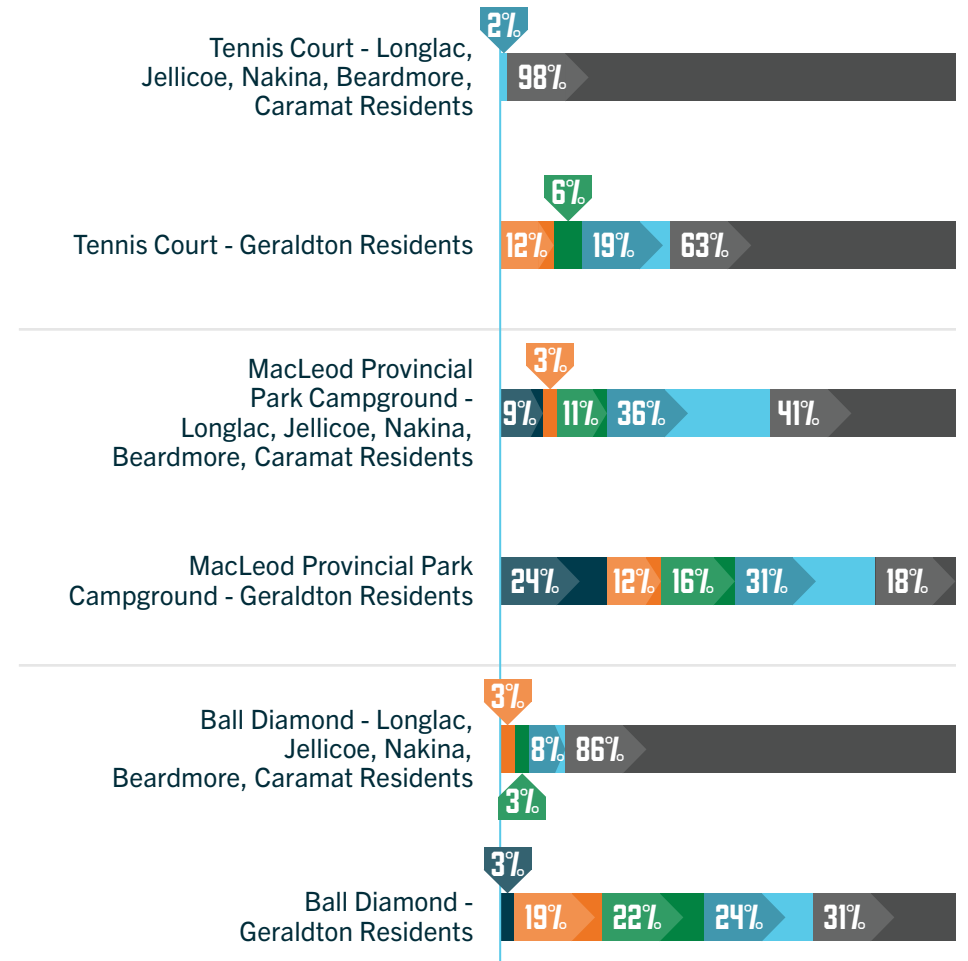


GERALDTON OUTDOOR FACILITY FREQUENCY OF USE BY RESIDENCE LOCATION

▶ Daily (3 or more times a week)
 ▶ Weekly (1-2 times per week)

▶ Monthly (1-3 times per month)

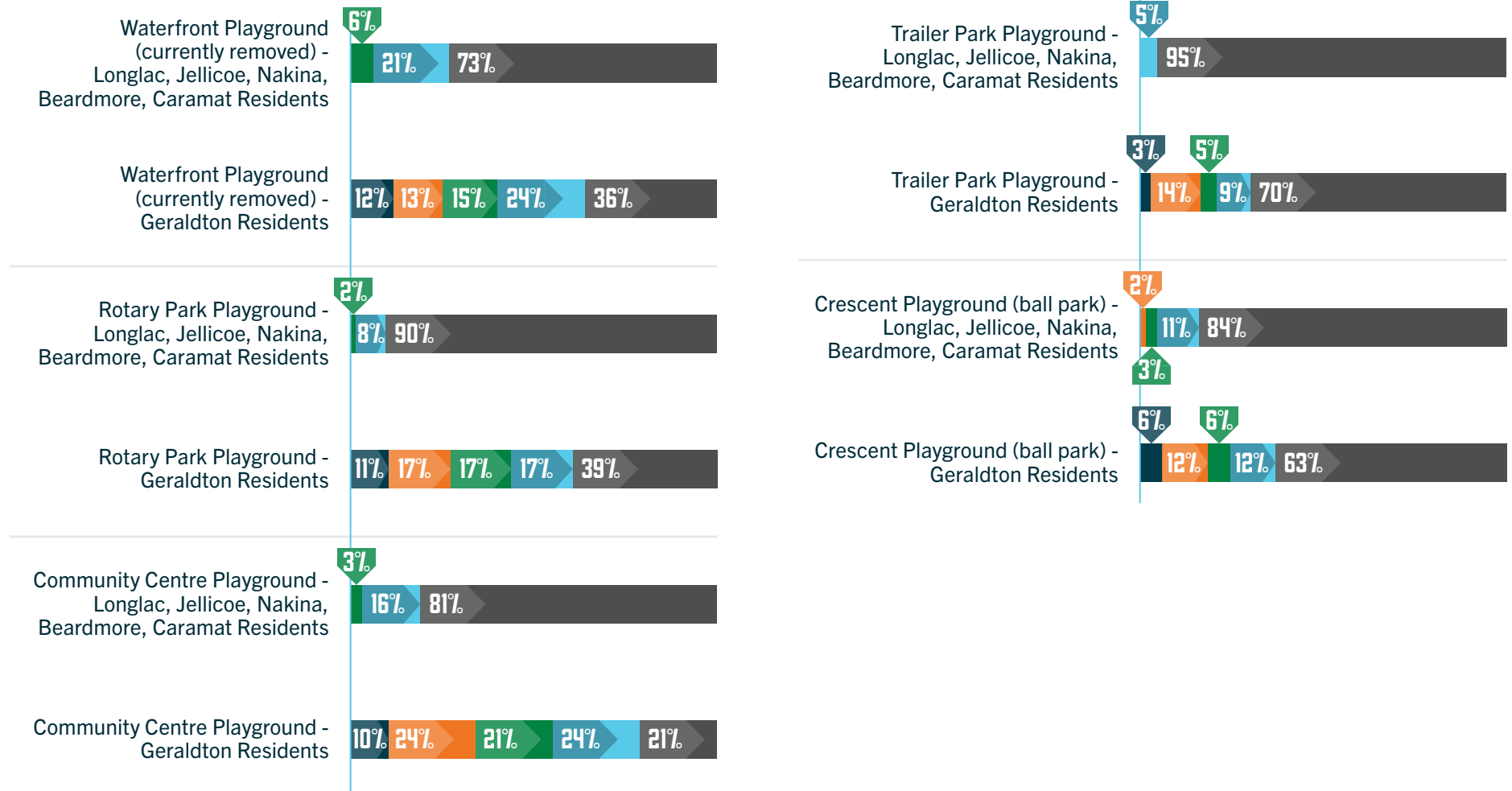
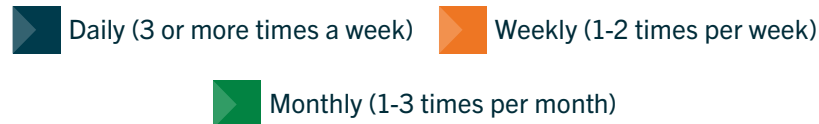
▶ A few times per year (less than once per month)
 ▶ Generally do not use / visit



Regarding playgrounds in Geraldton, approximately three-quarters of Geraldton respondents (79%) have used the community centre playground while those who do not live in Geraldton rarely use this amenity (5%). Additionally, approximately

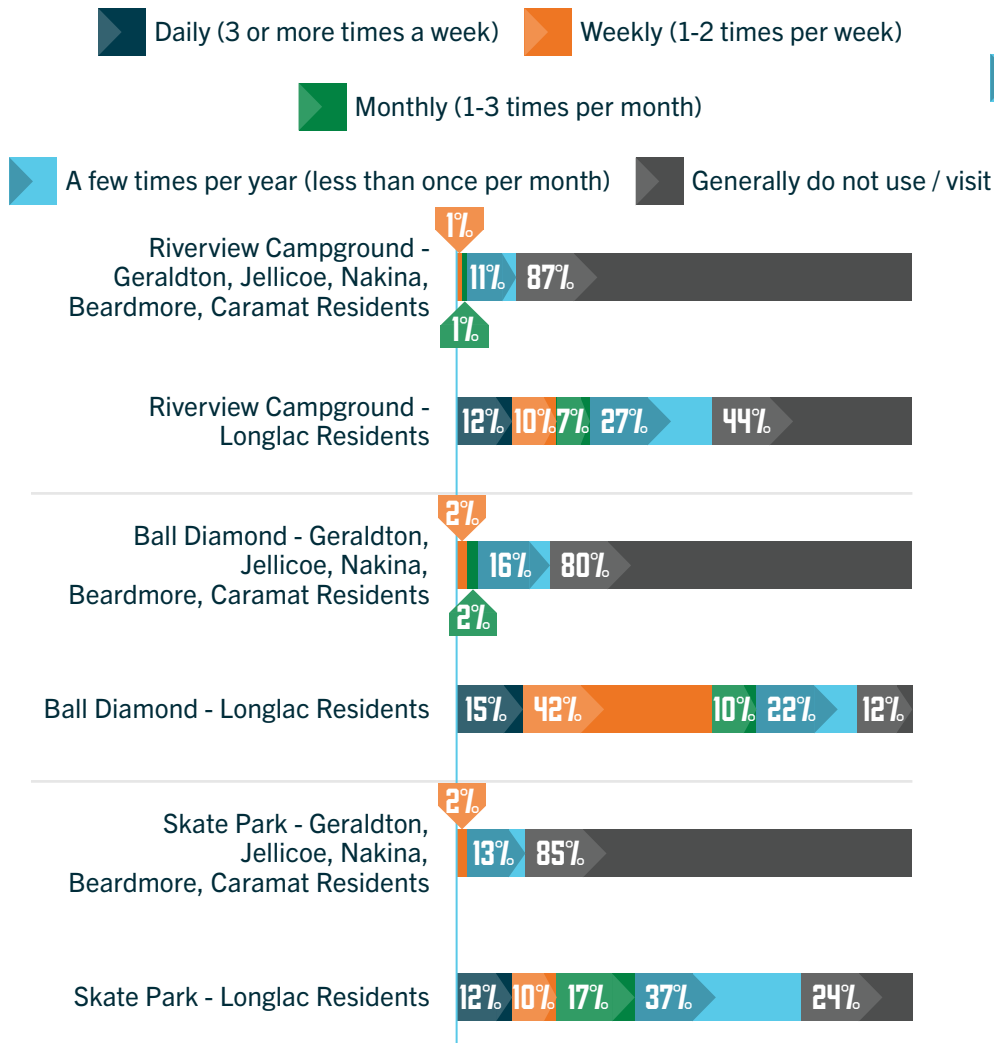
two-third of those who live in Geraldton indicated they visited the waterfront playground (64%) and the Rotary Park Playground (61%). Notably, the majority of those who do not live in Geraldton do not use playgrounds in Geraldton.

GERALDTON PLAYGROUND FREQUENCY OF USE BY RESIDENCE LOCATION



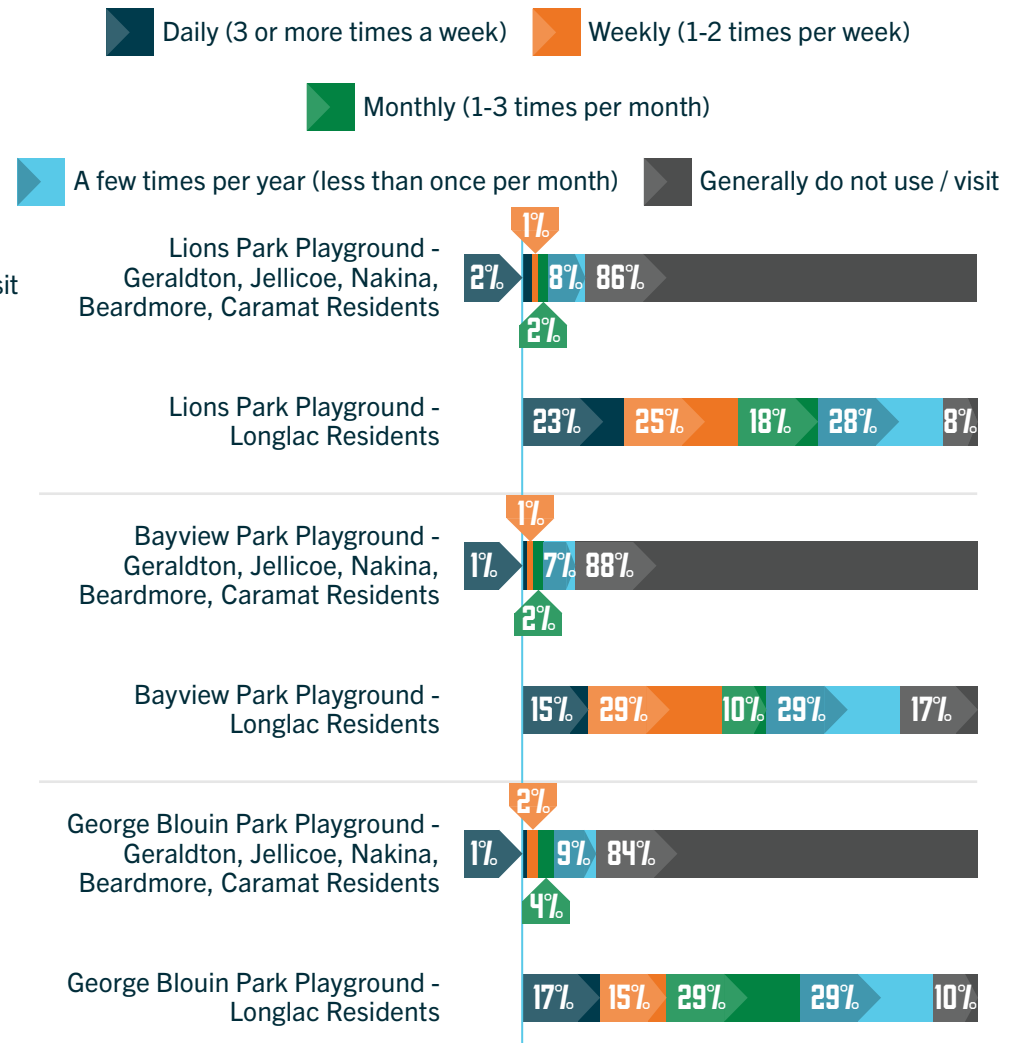
Considering outdoor facilities in Longlac, approximately half of Longlac resident respondents indicated they use the Riverview campground, with approximately half (27% of the 56%) indicating they use this amenity a few times per year. Notably, approximately half of Longlac resident respondents (47%) indicated they use the ball diamond in Longlac on a weekly basis. The majority of respondents who do not live in Longlac do not use outdoor facilities or amenities in Longlac.

LONGLAC OUTDOOR FACILITY FREQUENCY OF USE BY RESIDENCE LOCATION



When looking at playgrounds in Longlac, almost all Longlac resident respondents indicated they have used the Lions Park Playground, the Bayview Park Playground, and the George Blouin Park Playground.

LONGLAC PLAYGROUND FACILITY FREQUENCY OF USE BY RESIDENCE LOCATION



Regarding indoor facilities and amenities in Longlac, almost all Longlac resident respondents indicated they have used the Arena in the Community Centre (98%) with approximately one-third (39%) using this space on a daily basis. Longlac resident respondents also indicated they use both Halls and the Curling Rink frequently. Notably, approximately two-thirds of those who live outside of Longlac indicated they use the arena a few times per year (38% of the 58%).

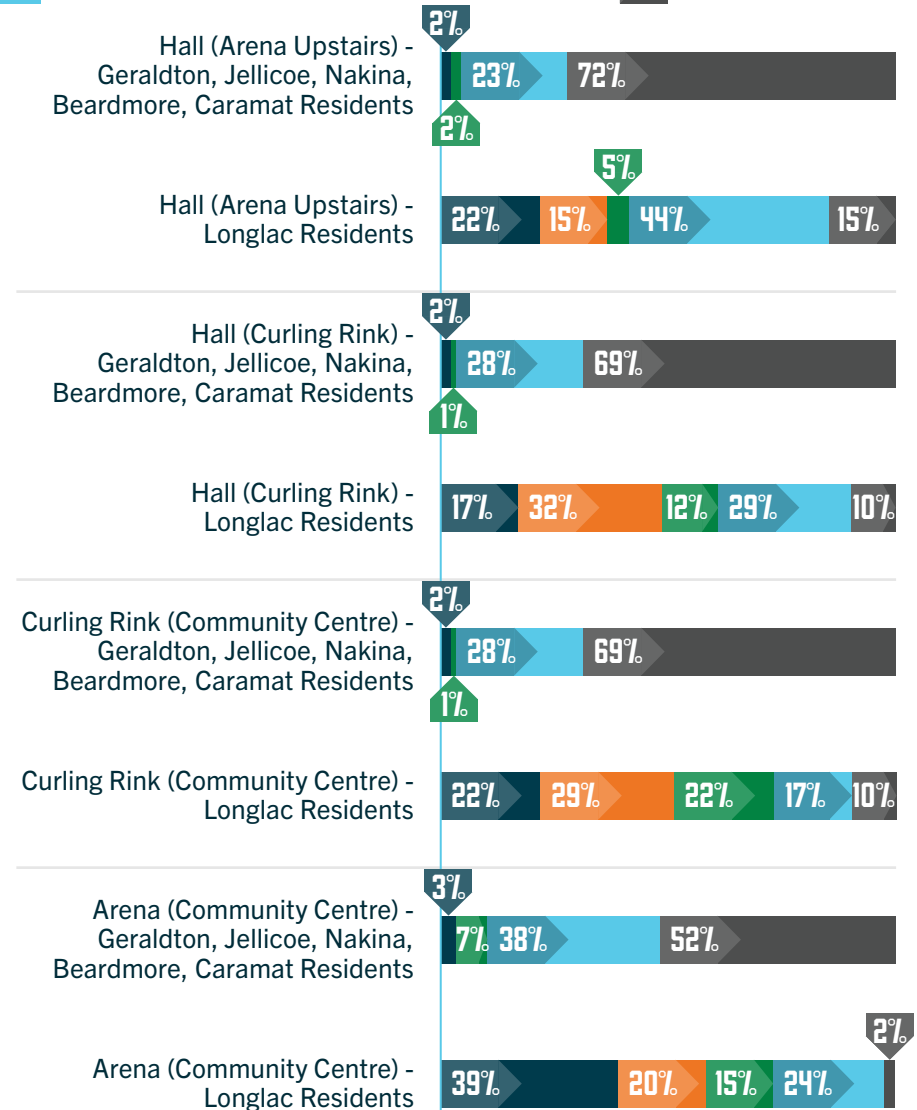


LONGLAC INDOOR RECREATION FACILITY AND AMENITY FREQUENCY OF USE BY RESIDENCE LOCATION

▶ Daily (3 or more times a week)
 ▶ Weekly (1-2 times per week)

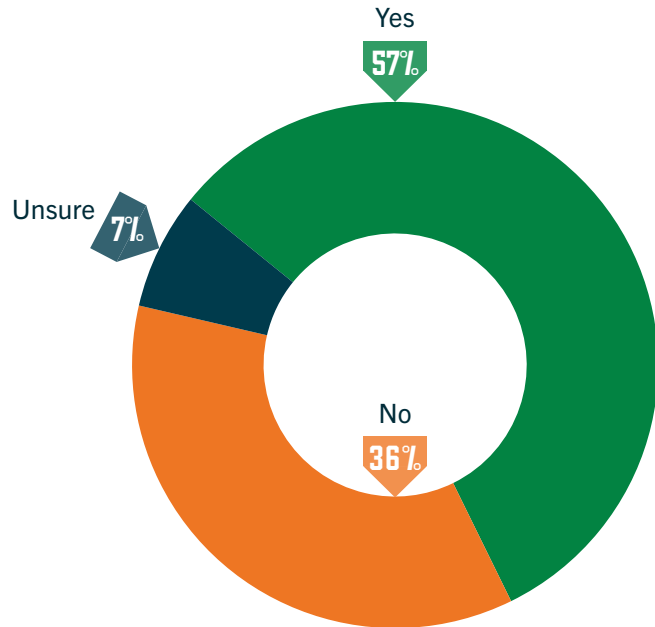
▶ Monthly (1-3 times per month)

▶ A few times per year (less than once per month)
 ▶ Generally do not use / visit




Next, respondents were asked if members of their household use recreation facilities and amenities (including playgrounds) outside of Greenstone. Approximately half (57%) indicated that they do use facilities outside of Greenstone, while approximately one-third (36%) indicated they do not.

DO HOUSEHOLD MEMBER US RECREATION FACILITIES AND AMENITIES OUTSIDE OF GREENSTONE?



Those who said they use facilities and amenities outside of Greenstone or those who were unsure were asked why they travel outside of Greenstone to use recreation and playground facilities. The main reasons given are presented below:

- ♦ The amenities, facilities, or programs are not available in Greenstone.
- ♦ The amenities and facilities outside of Greenstone are better.
- ♦ There are better options for events.
- ♦ We travel outside of Greenstone for sporting events.
- ♦ We use the facilities in Thunder Bay when visiting family.



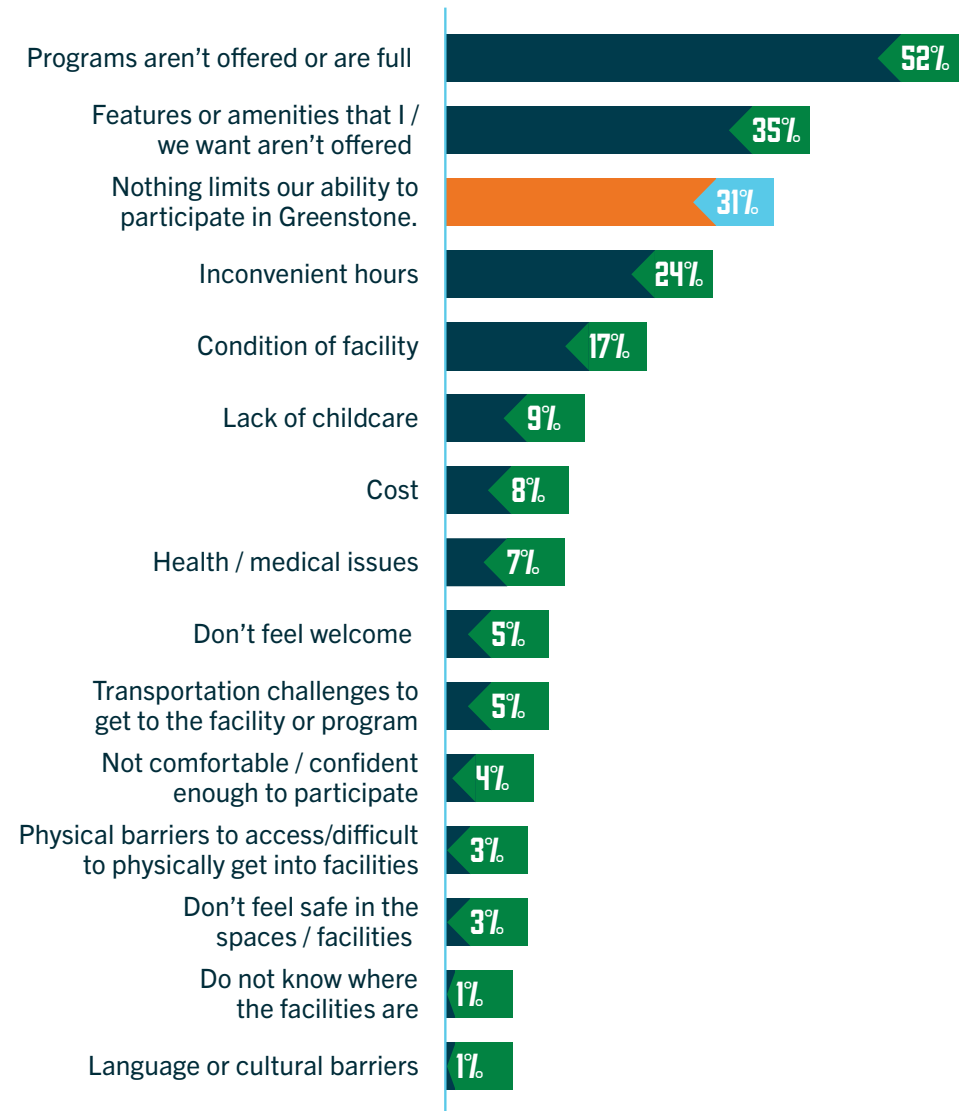
2.2.3 RECREATION SERVICES ASSESSMENT

Next, respondents were asked to identify barriers that prevent household members from participating in recreation opportunities. As illustrated in the accompanying graph, the top barriers households in Greenstone are facing include: programs not being offered or they are unable to register due to them being full (52%), features or amenities are not available (35%) and the opportunities have inconvenient hours (24%). Notably, approximately one-third (31%) indicated that nothing limits their ability to participate in recreation opportunities in Greenstone.

SUBSEGMENT ANALYSIS

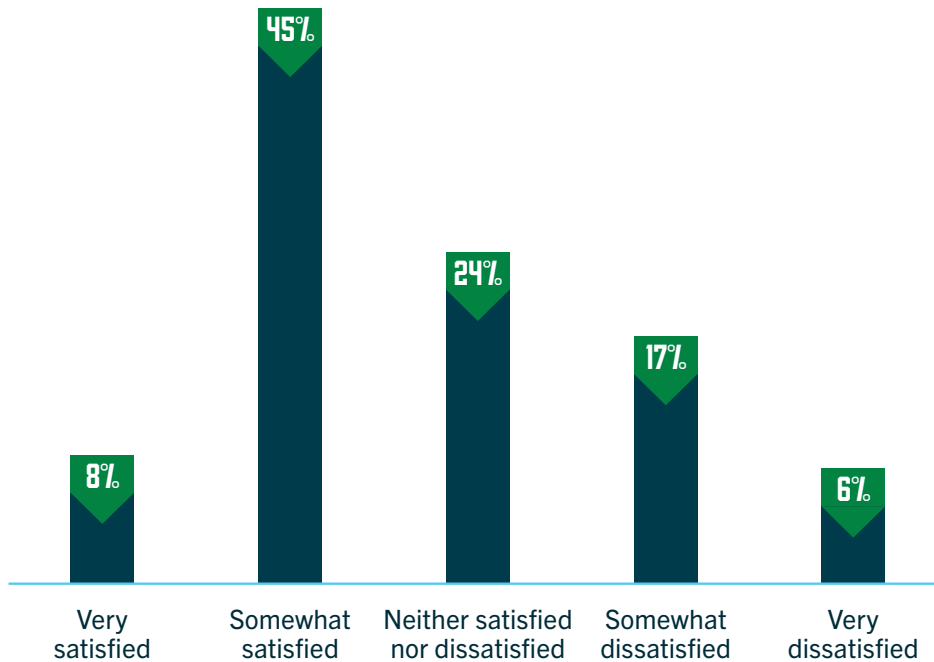
- ♦ Households with children (63%) are more likely to say that programs not being available is a barrier they face when trying to access recreation opportunities in Greenstone than households without children (39%).
- ♦ Households with children (32%) are more likely to say that recreation opportunities occurring at inconvenient hours is a barrier they face than households without children (12%).

BARRIERS TO PARTICIPATION



Respondents were next asked to indicate their level of satisfaction with indoor recreation facilities in Greenstone. As illustrated in the accompanying graph, approximately half (53%) are satisfied (very satisfied and somewhat satisfied) with indoor recreation facilities. In much lower proportions, approximately one-quarter (23%) are dissatisfied (very dissatisfied and somewhat dissatisfied).

SATISFACTION WITH INDOOR RECREATION FACILITIES IN GREENSTONE



Respondents were able to share their satisfaction level with indoor facilities in Greenstone. The responses are presented below based on satisfaction rating.

Those who are **satisfied with indoor recreation facilities** in Greenstone provided the following comments. It is worth noting that while respondents rated their level of satisfaction positively, some still offered comments that lacked praise.

Infrastructure comments:

- ◆ The indoor facilities in Greenstone need upgrades*. Specifically:
 - New paint and new flooring at the Geraldton Arena.
 - The arenas are great but could be more lively and modern.
- ◆ The indoor spaces are not well maintained.
- ◆ There could be more programming space integrated into the current facilities.
- ◆ The facilities are generally maintained when we use them.

Availability and Accessibility comments:

- ◆ There is a lack of accessibility at parks in Greenstone.
- ◆ There are limited times for youth to use the facilities in the summer months.
- ◆ The arena and curling club halls are available for most of the season to rent for events.
- ◆ The facilities are available for our use, however limited staff make it difficult to expand operating hours.
- ◆ The Jellicoe facility meets our needs.
- ◆ The Geraldton Community Centre has met the needs of our family for 25+ years.
- ◆ The facilities are generally maintained when we use them.
- ◆ The facilities in Beardmore are wonderful.

Cost comments:

- ◆ The Nakina Complex is a high cost for the minimal use it sees.

Those who are **dissatisfied with indoor recreation facilities** in Greenstone provided a range of comments.

Infrastructure comments:

- ♦ The facilities in Greenstone are dated and need upgrades*. Specifically:
 - The Geraldton hockey and curling rink need new lights and sound system. Additionally, fresh paint in the change rooms and hallways would help with aesthetic.
 - There is wasted space in the upstairs area in the Geraldton Arena.
- ♦ There should be more focus on the facilities in Geraldton and Longlac as they are the larger service centres.
- ♦ There are no indoor pools or play spaces for youth to play.

Availability and Accessibility comments:

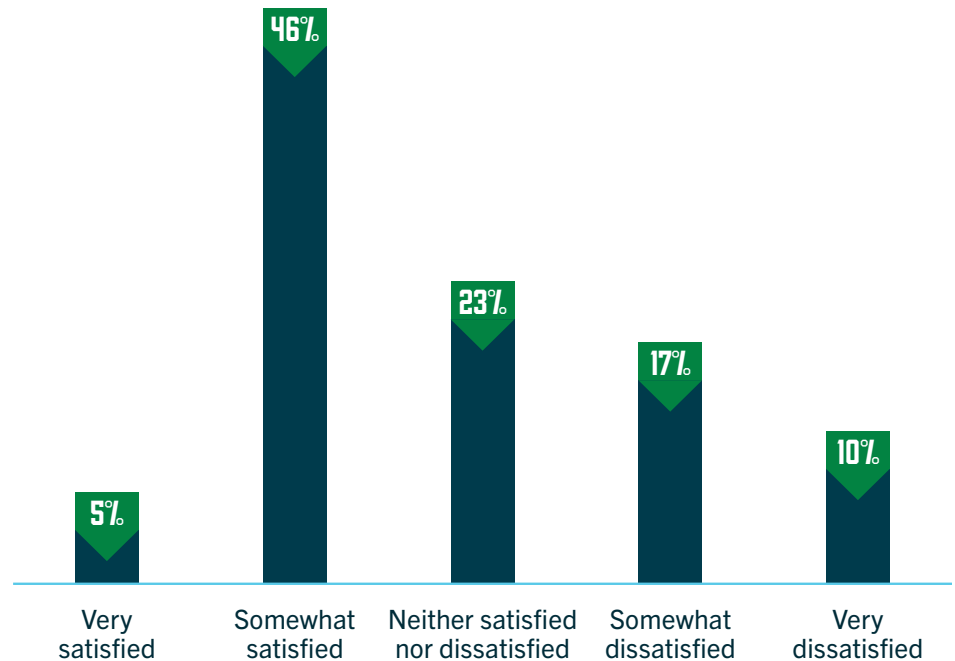
- ♦ There are not many facilities or opportunities for children.
- ♦ The current options are limited.
- ♦ The hours of operation are not convenient.

General comments:

- ♦ There is a need for more volunteers.

Regarding **satisfaction with outdoor recreation facilities and spaces** in Greenstone, approximately half (51%) are satisfied (very satisfied and somewhat satisfied) while approximately one-quarter (27%) are dissatisfied (very dissatisfied and somewhat dissatisfied).

SATISFACTION WITH OUTDOOR RECREATION FACILITIES AND SPACES IN GREENSTONE



Respondents were able to share their satisfaction level with **outdoor** facilities in Greenstone. The responses are presented below based on satisfaction response.

Those who are **satisfied with outdoor recreation facilities** in Greenstone indicated that:

Infrastructure comments:

- ◆ The playgrounds are great, however they could be maintained more often.
- ◆ A splash pad would be well received by residents.
- ◆ The tennis courts should evolve into outdoor court space that is not limited to tennis.
- ◆ It would be great to see the waterfront playground replaced.
- ◆ Playgrounds and parks that are not used often can be turned into greenspaces with native plants to lower maintenance costs of these facilities in Greenstone.
- ◆ More shaded areas at the parks would be great for seniors and young families.
- ◆ Community gardens would be a great addition to the park space.

Availability and Accessibility

- ◆ There are many options available to residents.
- ◆ There are multiple options for families to participate or visit in Greenstone.

Financial comments:

- ◆ The Municipality should be applying for grants to fund new playgrounds in the area.

Those who are **dissatisfied with outdoor recreation facilities** in Greenstone indicated that:

Infrastructure comments:

- ◆ The condition of the playgrounds are outdated and not well maintained*. Specifically:
 - There is long grass and lots of garbage found in these areas.
 - The playgrounds need new features like a spin about or monkey bars.
 - There are limited playgrounds for older children in Greenstone.
 - Benches and picnic tables at the playgrounds would be beneficial for families.
 - There is limited accessibility to playgrounds for those in wheelchairs.
 - There are concerns about glass, needles and knives being found in the playground areas.
- ◆ A fully fenced dog park is needed in Geraldton.
- ◆ There is demand for more outdoor amenities outside of just playgrounds.
- ◆ The tennis court in Geraldton is in poor condition.
 - Missing net.
 - Pavement is in bad condition.
- ◆ The baseball diamond in Geraldton needs upgrades and is in poor condition.
 - Benches are in bad condition.
 - Dug outs are not maintained.
 - The parking lot is often flooded.

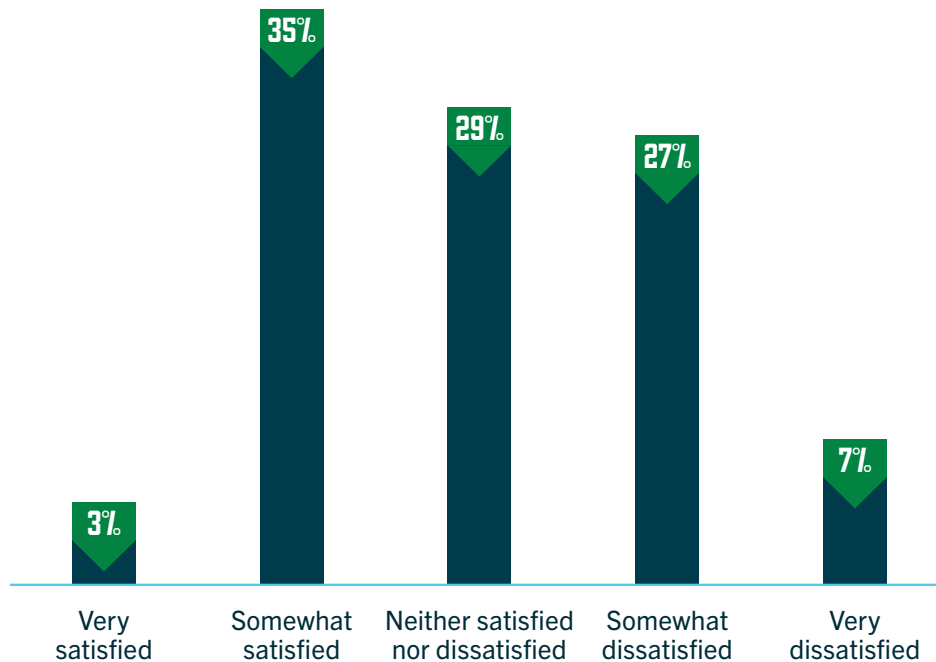
Availability and Accessibility comments:

- ◆ The trails by the mine have been removed limiting trail provision in the area.

PROGRAMMING

Changing focus to programming, respondents were asked to indicate their level of satisfaction with recreation programs and events in the Municipality. Approximately one-third of respondents (38%) are satisfied (very satisfied and somewhat satisfied) with program and events while in very similar proportions, 34% of respondents are dissatisfied (very dissatisfied and somewhat dissatisfied).

SATISFACTION WITH RECREATION PROGRAMS AND EVENTS IN GREENSTONE



Respondents were able to share their satisfaction level with **programs and events** in Greenstone. The responses are presented below based on satisfaction level.

Those who are **satisfied with programs and events** in Greenstone indicated that:

Program specific comments

- ♦ There is general satisfaction with seniors programming in Greenstone.
- ♦ There should be more programs for youth to connect with the land in Greenstone.
- ♦ The programs that do exist are great.
- ♦ Programs are occurring around the Municipality and commuting is necessary.

Event specific comments

- ♦ There is satisfaction with the current events held in Greenstone, they are also well attended.
- ♦ The Moosecalac, Summer Fest and the Walleye Classic are great community events.
- ♦ There should be more community events to foster community connections.

Volunteer comments

- ♦ The volunteer base in Greenstone needs to grow.
- ♦ There is satisfaction with the volunteers who run the programs.

Those who are **dissatisfied with programs and events** in Greenstone indicated that:

Program specific comments

- ◆ There are a lack of programs and events that occur in Greenstone*.
 - There are no programs outside of hockey or skating for youth.
- ◆ There is a general lack of awareness of what programs are available in Greenstone.
- ◆ Families have to travel for the majority of their children's programming.
- ◆ There is satisfaction with the volunteers who run the programs.

Event specific comments

- ◆ There should be more community events to foster community connections.

Volunteer comments

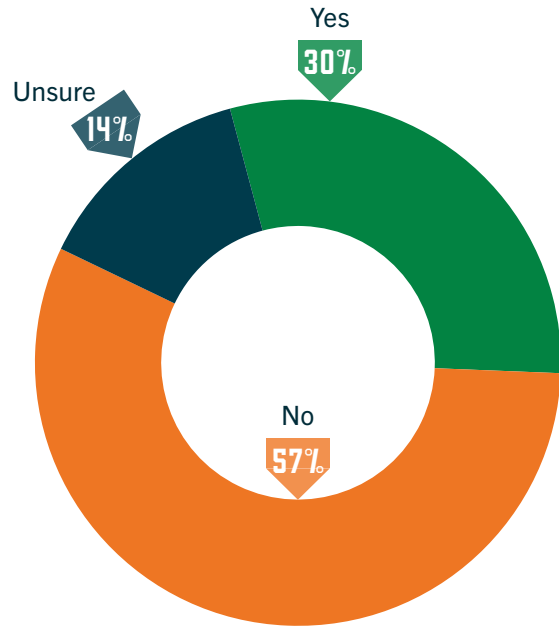
- ◆ The programs that are currently offered are all volunteer based.
 - There is volunteer fatigue and when families leave there is no one to take over the programming in the community.



2.2.4 FUTURE PRIORITIES AND FOCUS AREAS

When asked whether there are adequate indoor and outdoor recreation facilities and amenities in Greenstone, over half (57%) said there are not while approximately one-third (30%) indicated there are adequate facilities. Refer to the accompanying graph.

ARE THERE ADEQUATE INDOOR AND OUTDOOR RECREATION FACILITIES AND AMENITIES IN GREENSTONE?



SUBSEGMENT ANALYSIS

- ♦ Households with children (64%) are more likely to say that there are not adequate recreation facilities and amenities in Greenstone than households without children (46%)



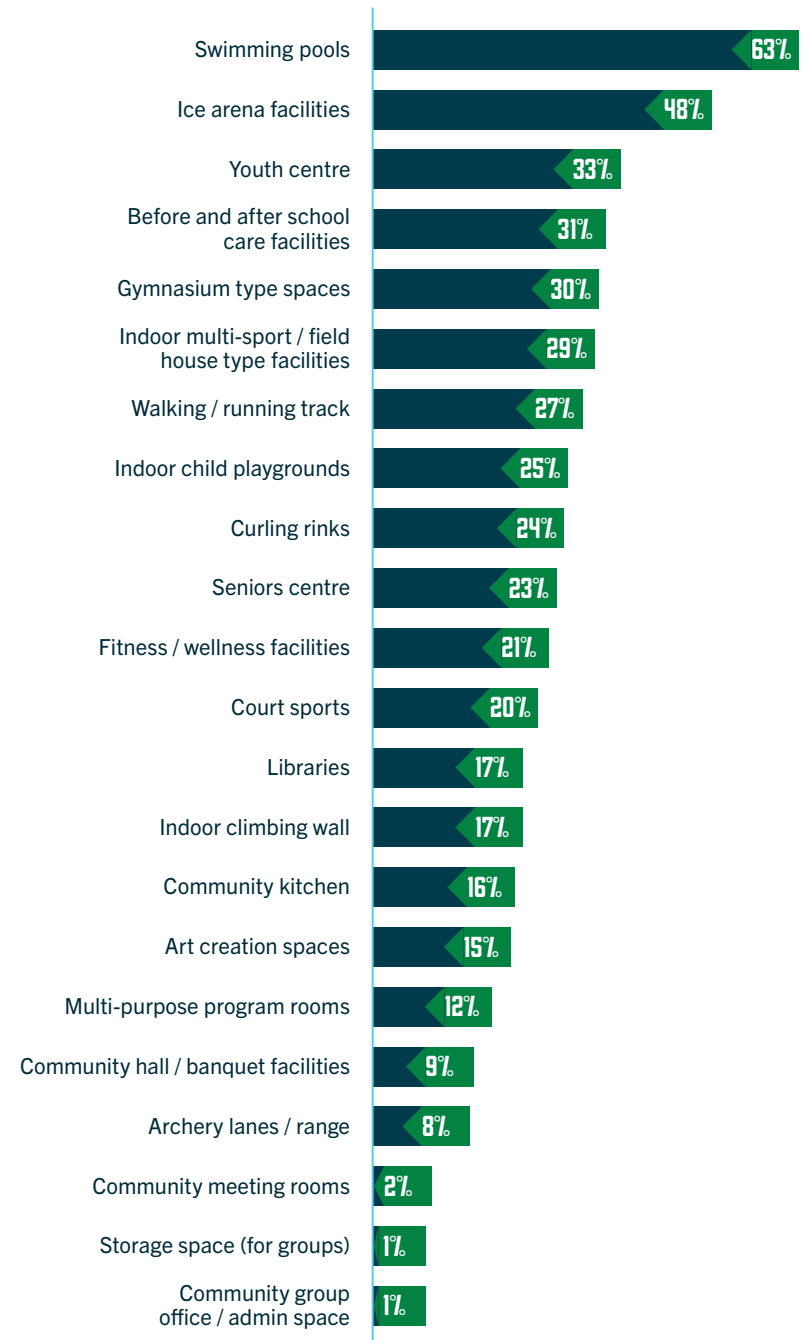
Respondents were then presented with a list of indoor recreation facilities and amenities and asked to identify five that should be more readily available or enhanced in Greenstone. Approximately two-thirds (63%) indicated indoor swimming pools should be a priority for investment. Approximately half (48%) indicated ice arenas should be a priority, while in lower proportions, approximately one-third indicated youth centres (33%), before and after school care facilities (31%) and gymnasium type spaces (30%) should be priorities for investment.

Those who said there are not adequate **indoor** facilities or those who were unsure indicated that the following amenities should be a priority for investment:

- ♦ Swimming pools 71%
- ♦ Ice arena facilities 46%
- ♦ Youth centre 34%
- ♦ Indoor multi-sport field house type facilities 34%
- ♦ Gymnasium type spaces 34%

As illustrated in the in the graph to the right, there are similarities across all respondents and those who think there are not adequate facilities in Greenstone or those who were unsure.

INDOOR RECREATION FACILITIES AND AMENITIES FOR INVESTMENT



SUBSEGMENT ANALYSIS

- ◆ Households without children are more likely to say that seniors centres should be a priority for investment (44%) than households with children (11%).
- ◆ Households with children are more likely to say that ice arena facilities should be a priority for investment (52%) than households without children (29%).
- ◆ Households with children are more likely to say that indoor child playgrounds should be a priority for investment (35%) than households without children (7%).
- ◆ Households without children are more likely to say that community kitchens should be a priority for investment (22%) than households with children (6%).

Respondents were able to share additional **indoor** spaces that should be more readily available or a priority for investment.

- ◆ A bowling alley
- ◆ Day Care in Nakina
- ◆ Roller skating arena
- ◆ A drop in space for all ages
- ◆ Movie Theatre



Considering priorities for outdoor recreation facilities and amenities, spray parks and splash pads (52%), sledding and tobogganing hills (33%), cross country ski and snowshoe trails (26%), off leash dog parks (26%) and campgrounds (26%) were identified as top outdoor facility and amenities that should be a priority for investment in the Municipality.

Those who said there are not adequate **outdoor** facilities or those who were unsure indicated that the following amenities should be a priority for investment:

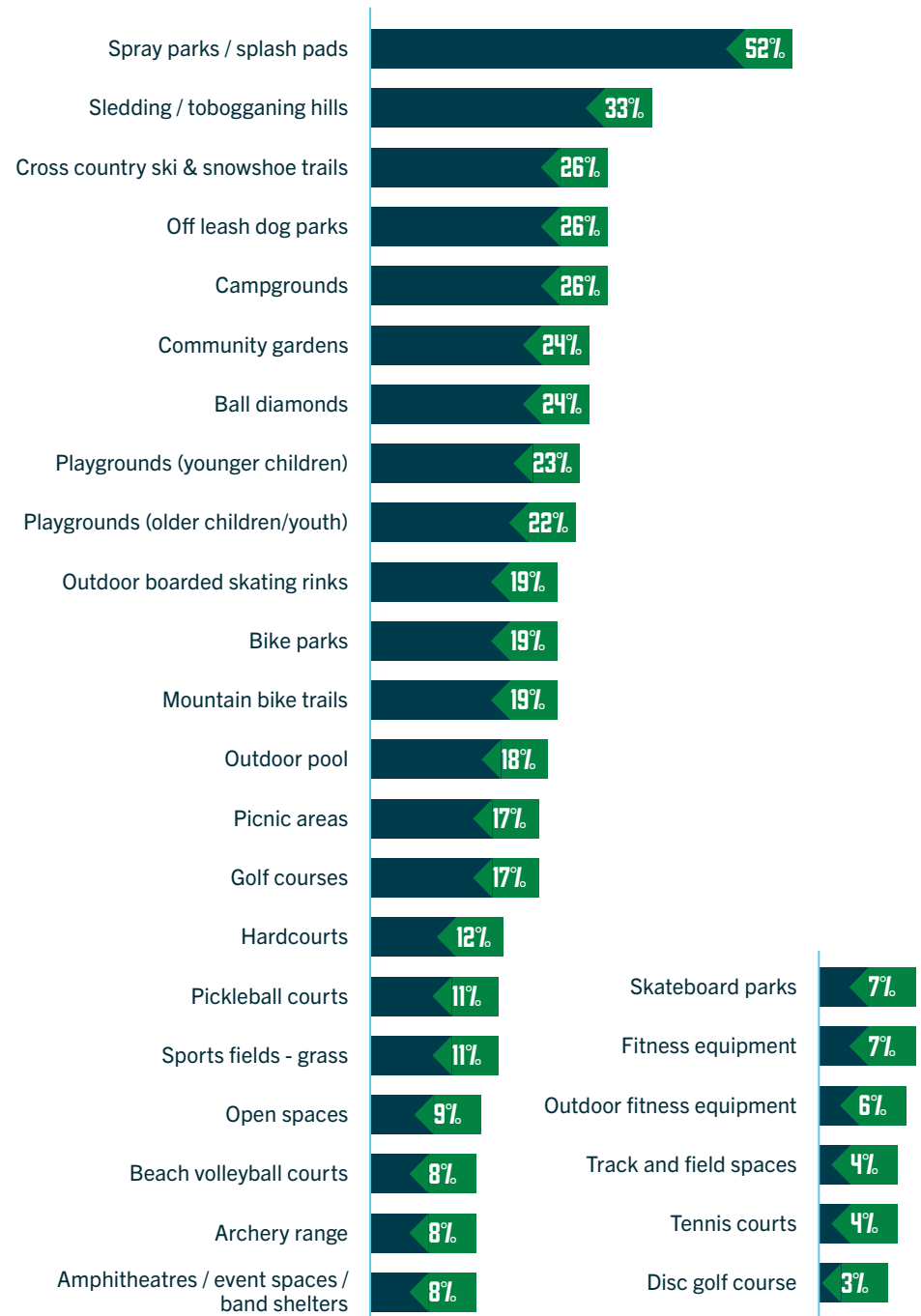
- ♦ Spray parks / splash pads 58%
- ♦ Sledding / tobogganing hills 30%
- ♦ Off leash dog parks 28%
- ♦ Community gardens 28%
- ♦ Campgrounds 24%

Again, there a similarities across all respondents and those who indicated there are not adequate facilities or those who were unsure.

SUBSEGMENT ANALYSIS

- ♦ Households with children are more likely to say that ball diamonds should be a priority for investment (32%) than households without children (12%).
- ♦ Households without children are more likely to say that campgrounds should be a priority for investment (34%) than households without children (17%).
- ♦ Households without children are more likely to say that community gardens should be a priority for investment (39%) than households with children (18%).
- ♦ Households with children are more likely to say that outdoor boarded skating rinks should be a priority for investment (24%) than households without children (10%).
- ♦ Households with children are more likely to say that spray parks and splash pads should be a priority for investment (57%) than households without children (34%).

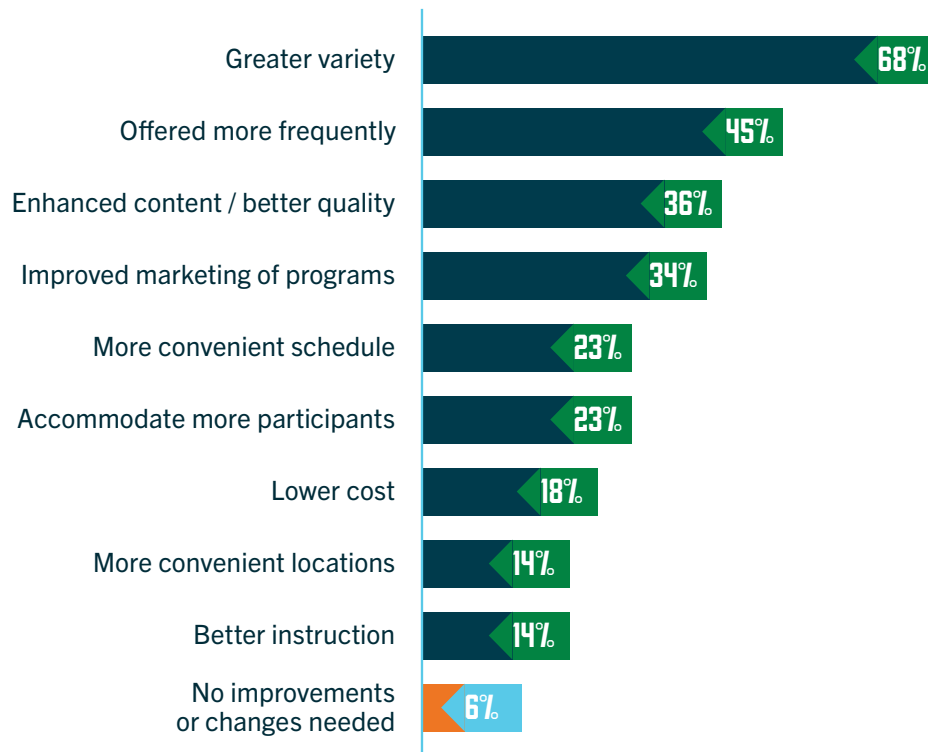
OUTDOOR FACILITIES AND AMENITIES FOR INVESTMENT



2.2.5 PROGRAMMING

When considering recreation programs and opportunities in Greenstone, respondents were asked to identify improvements or changes that are needed. Approximately two-thirds (68%) indicated there needs to be a greater variety of programs. Programs offered more frequently (45%), better quality (36%) and improved marketing of programs were also identified as improvements or changes that are needed regarding recreation programs and opportunities in Greenstone. Notably, a small minority (6%) indicated that no changes are needed.

IMPROVEMENTS OF CHANGES NEEDED REGARDING PROGRAMS AND OPPORTUNITIES



SUBSEGMENT ANALYSIS

- ◆ Households with children are more likely to say that programs need to have enhanced content and better quality (41%) than households without children (21%).
- ◆ Households with children are more likely to say that programs need more convenient schedules (26%) than households without children (10%).

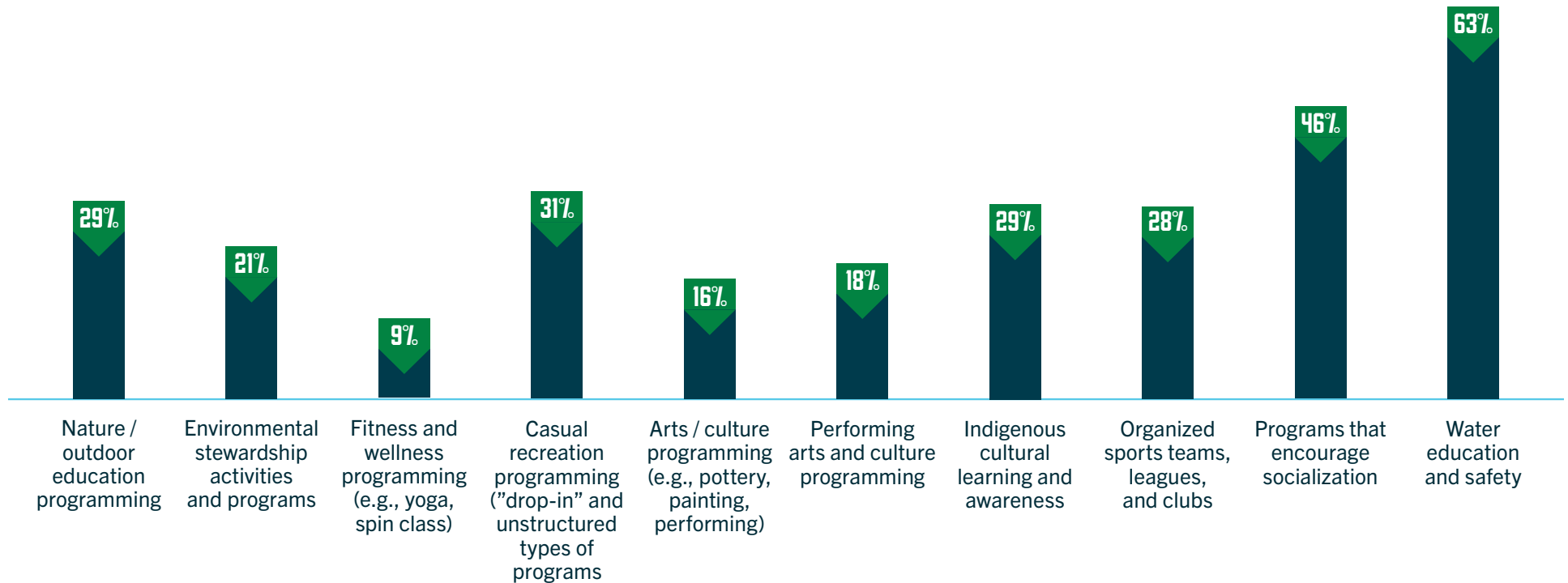


Respondents were provided with a list of programming types and were asked to identify if each should be more readily available in Greenstone based on age. As illustrated in the accompanying graph, respondents indicated water and education safety (63%) should be a priority for infants and children (76%). In similar proportions, organized sport teams and leagues for children and

youth were also identified as programming needed for kids in Greenstone. Approximately three-quarters indicated that fitness and wellness programming is needed for adults aged 18 to 64 years (71% and 72% respectively). Notably, at least 46% of respondents indicated that programs that encourage socialization should be a priority across all age groups.

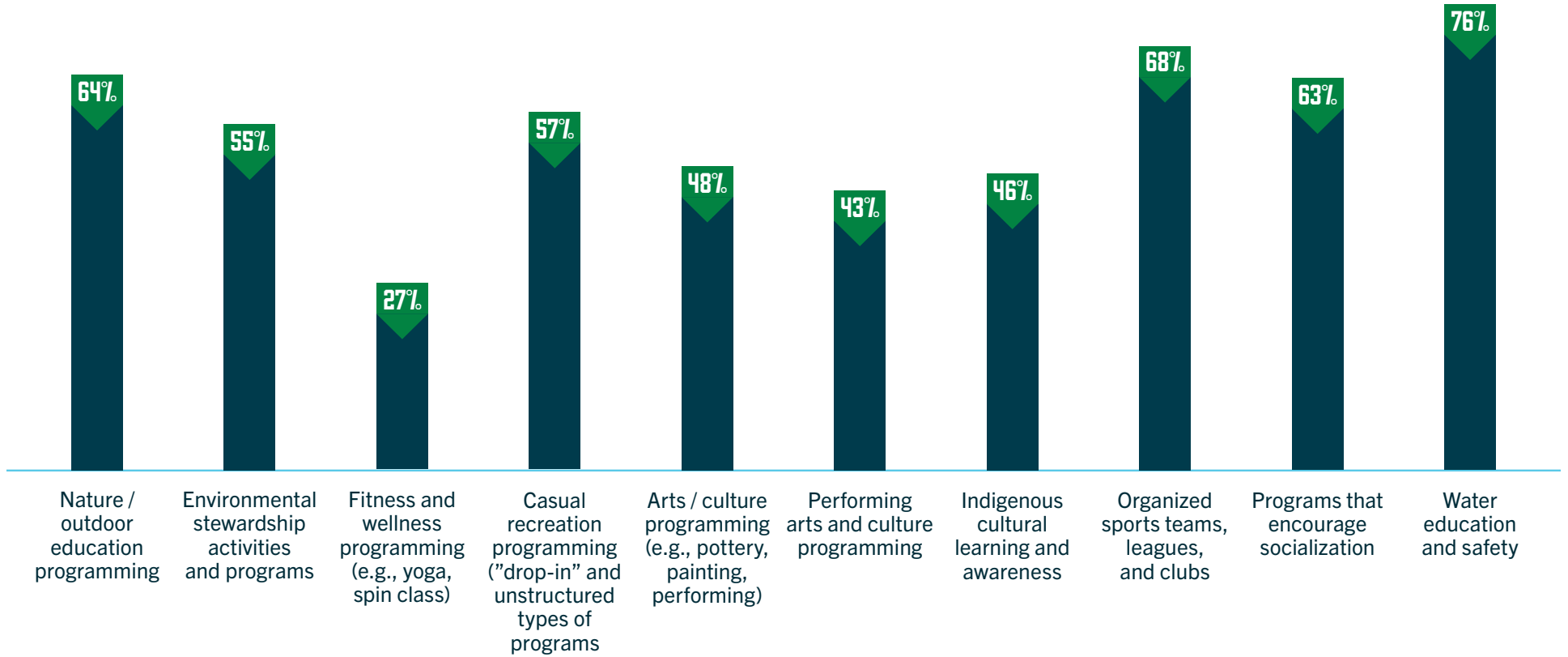
PROGRAMMING NEEDS BY AGE

INFANTS [0-5 YEARS OLD]



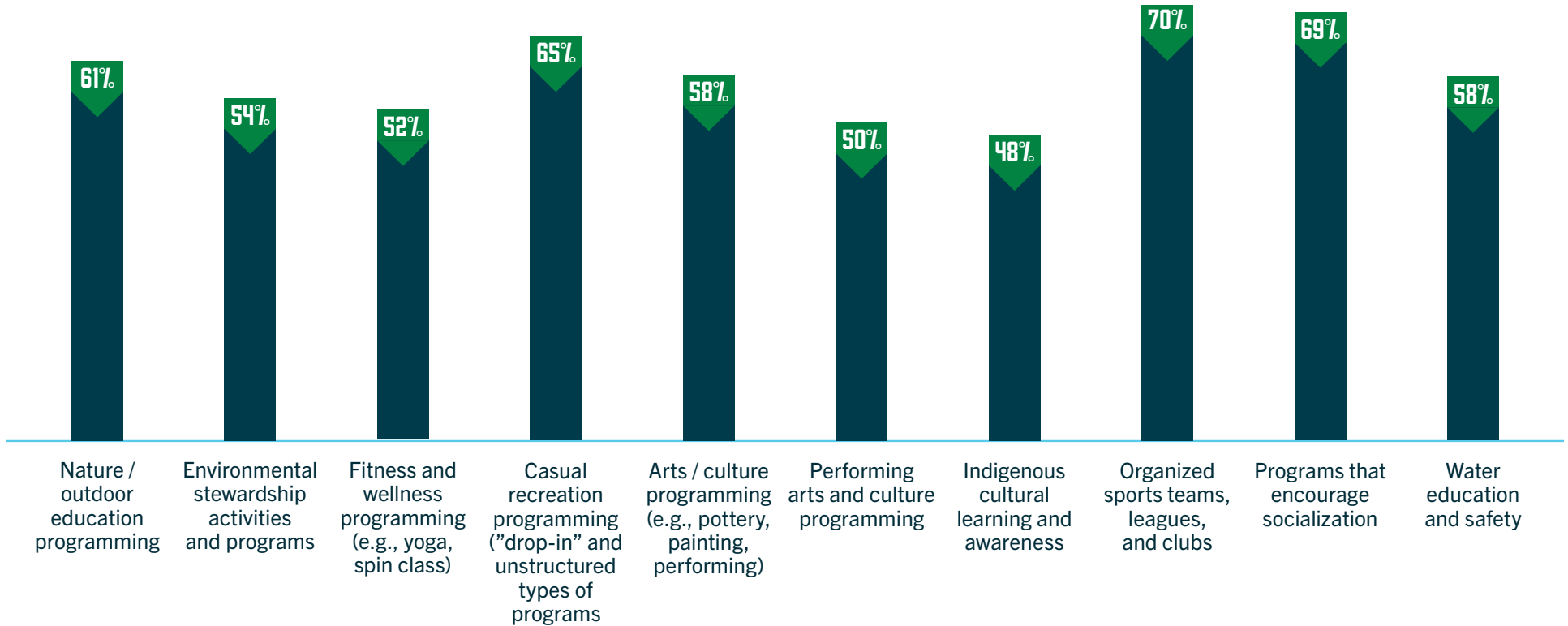
PROGRAMMING NEEDS BY AGE

CHILDREN [6-12 YEARS OLD]



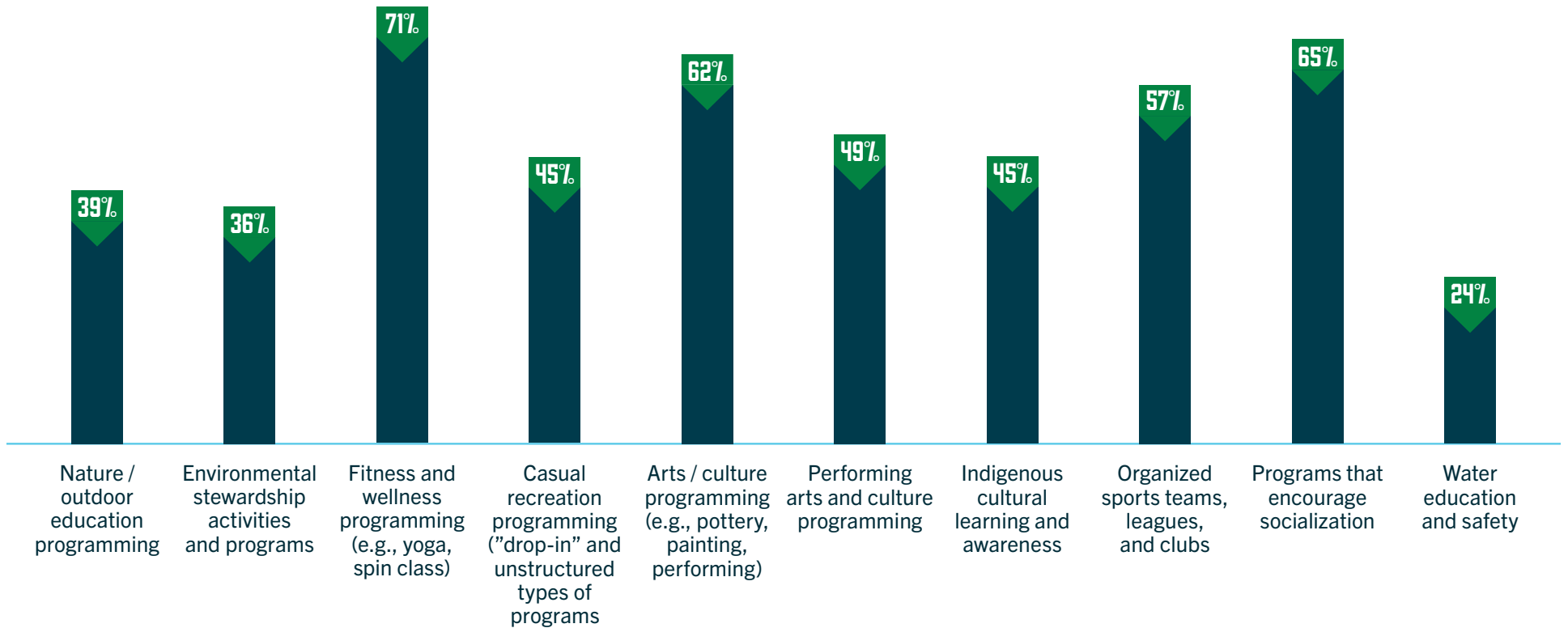
PROGRAMMING NEEDS BY AGE

YOUTH (13-17 YEARS OLD)



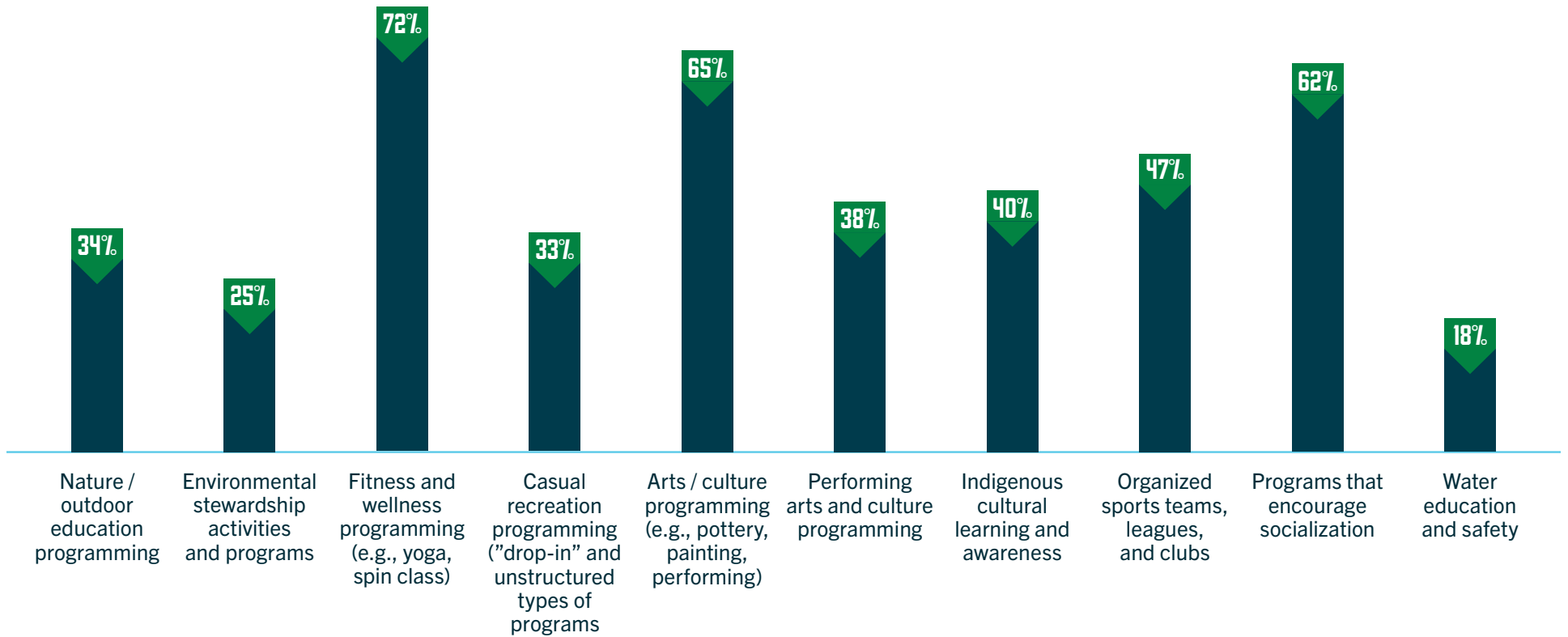
PROGRAMMING NEEDS BY AGE

ADULTS [18-39 YEARS OLD]



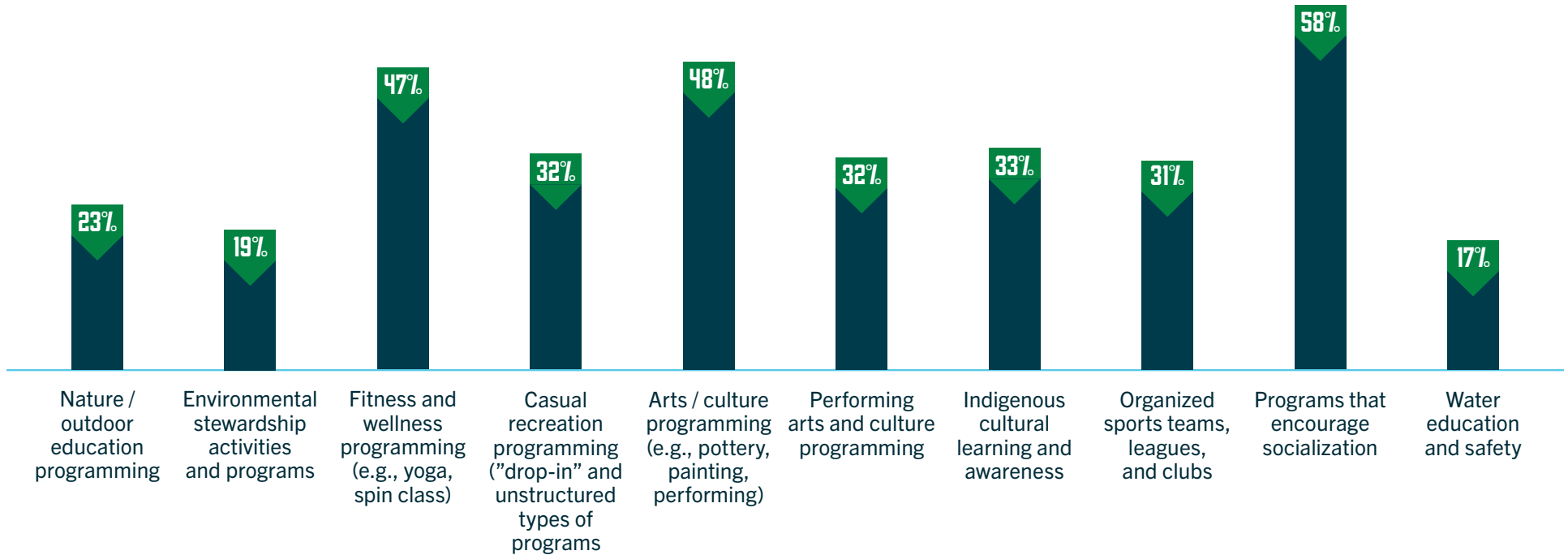
PROGRAMMING NEEDS BY AGE

ADULTS (40-64 YEARS OLD)



PROGRAMMING NEEDS BY AGE

SENIORS (65 YEARS AND OLDER)



SUBSEGMENT ANALYSIS

- ◆ Households without children are more likely to say that nature and outdoor education programming is needed for seniors (31%) than households with children (16%).
- ◆ Households with children are more likely to say that casual recreation programming is needed for children aged 6-12 years (67%) than households without children (34%).
- ◆ Households with children are more likely to say that organized sports are needed for infants (35%) than households with no children (8%).

Respondents were able to share additional programming they think are needed in Greenstone. The responses are presented below:

- ◆ Crafting and family programming
- ◆ Pet training
- ◆ Healthy living programs.
- ◆ Outdoor survival programs
- ◆ Swimming lessons
- ◆ More opportunities for girls

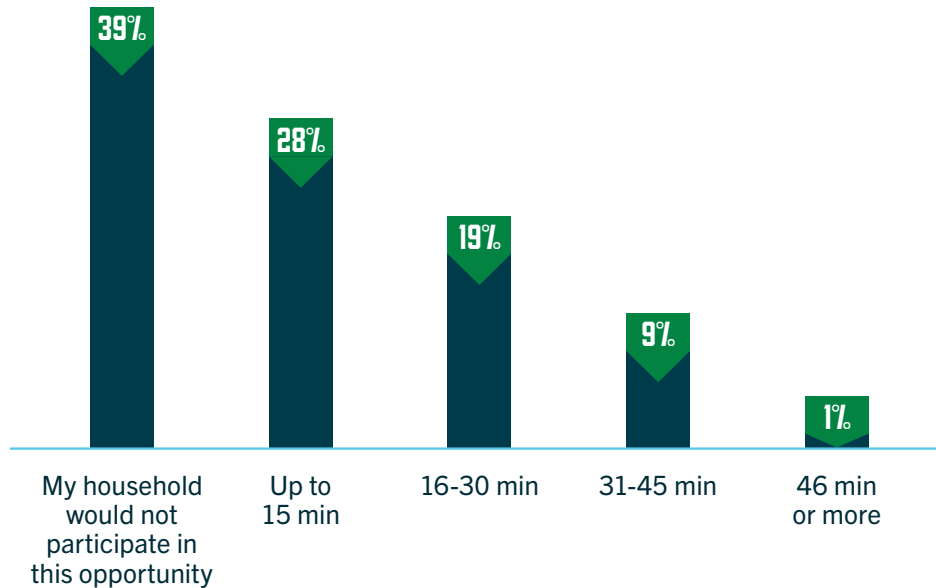
2.2.6 TRAVEL TIME

While having recreation facilities and programs within your own community is convenient, it is not always possible. Respondents were presented with a list of recreation opportunities and were asked to indicate how long they would be willing to travel by vehicle (one way) to access the opportunity. Approximately half of respondents are willing to drive up to 15 minutes to access a major playground structure (42%), a community hall (49%), a fitness centre (49%) and

an indoor walking track (51%). In lower proportions, approximately one-third of respondents are willing to drive between 16-30 minutes to access a curling rink (28%), an indoor arena (32%) and an outdoor spray park / splash pad (32%). Notably, at least one-quarter of respondents are willing to drive 15 minutes for all opportunities presented.

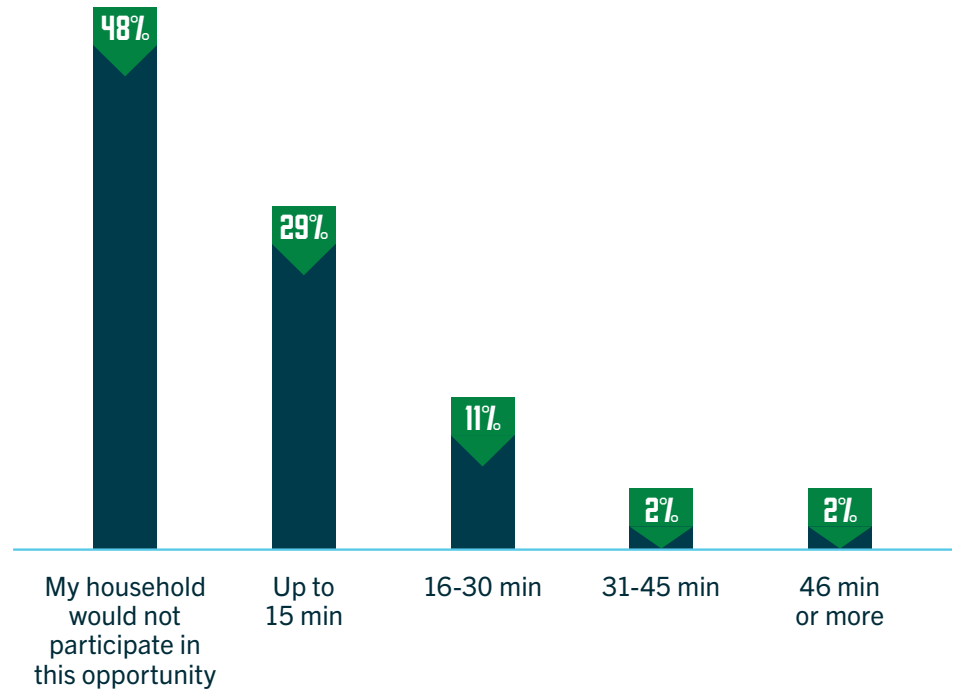
WILLINGNESS TO TRAVEL FOR RECREATION OPPORTUNITIES

SKATE PARK



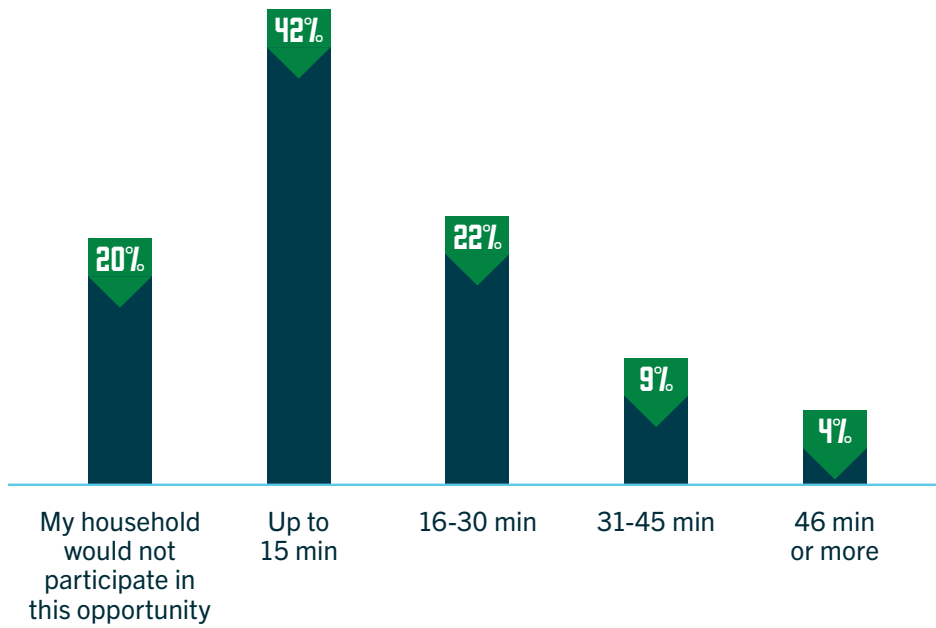
WILLINGNESS TO TRAVEL FOR RECREATION OPPORTUNITIES

DOG OFF LEASH PARK



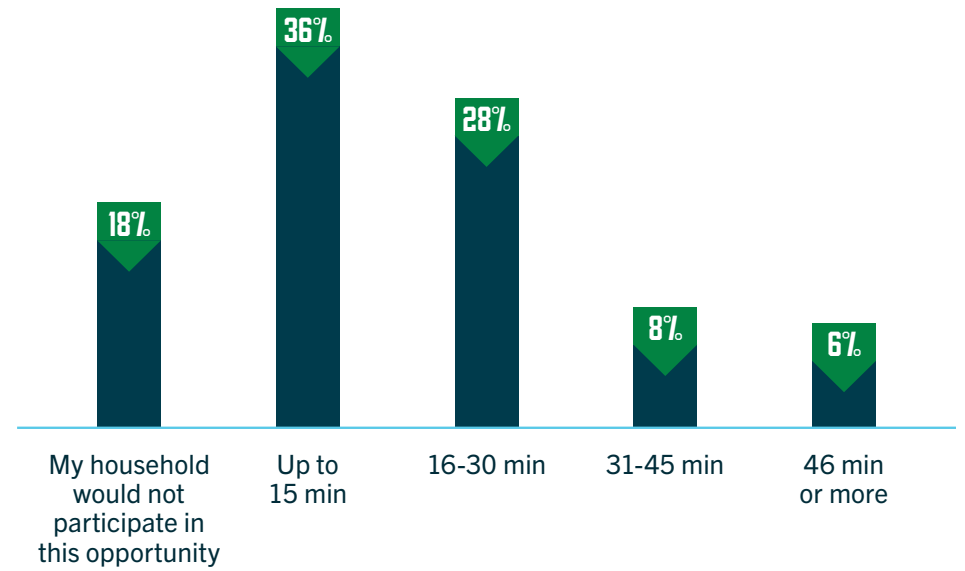
WILLINGNESS TO TRAVEL FOR RECREATION OPPORTUNITIES

MAJOR [LARGE] PLAYGROUND STRUCTURE



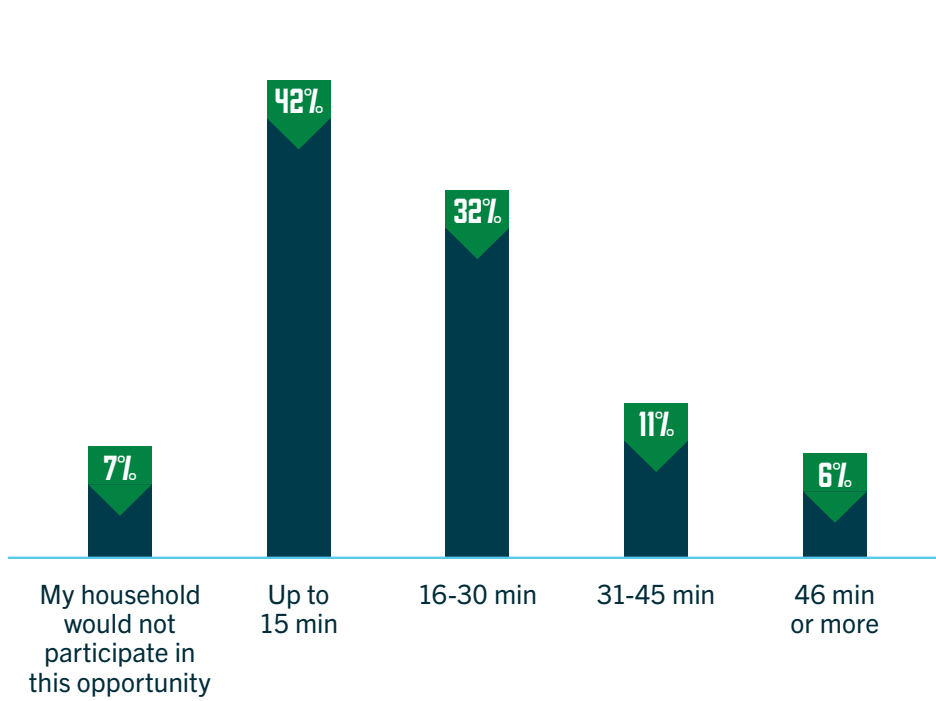
WILLINGNESS TO TRAVEL FOR RECREATION OPPORTUNITIES

CURLING RINK



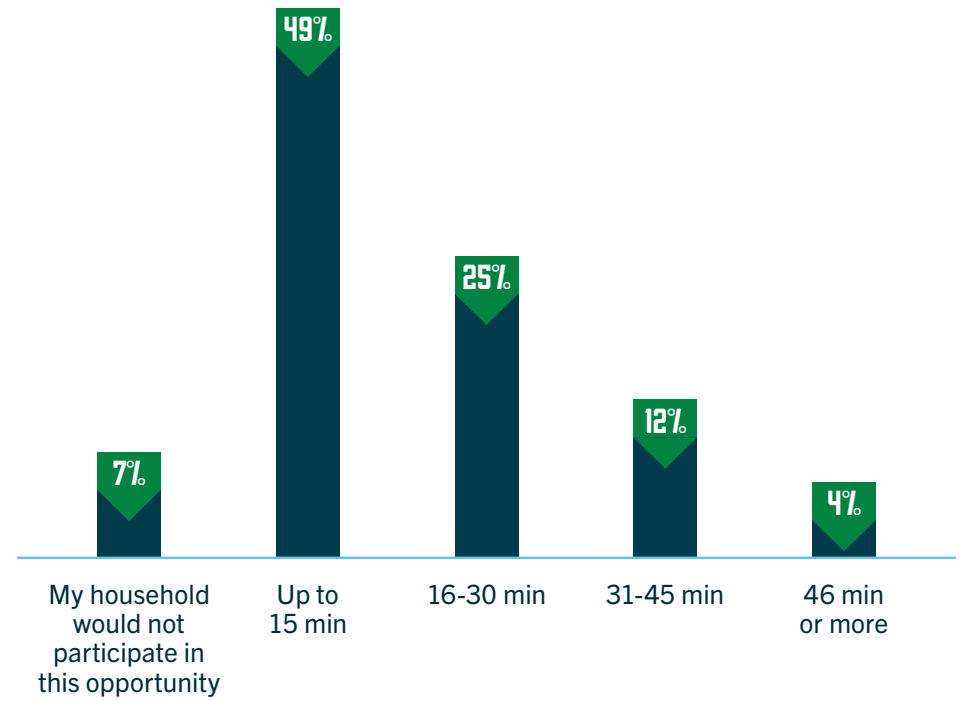
WILLINGNESS TO TRAVEL FOR RECREATION OPPORTUNITIES

INDOOR ARENA



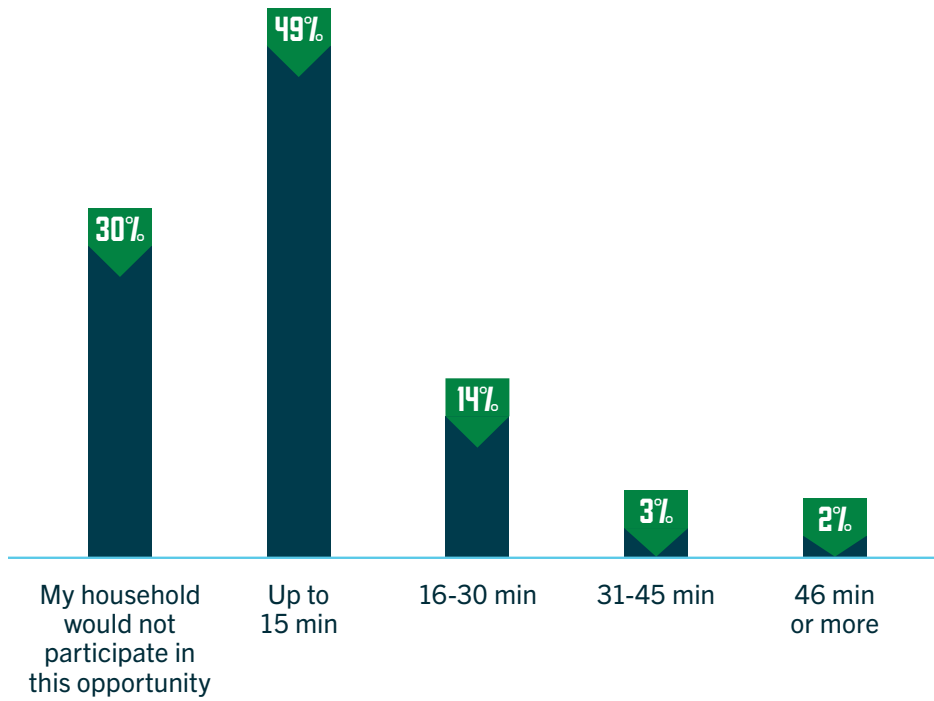
WILLINGNESS TO TRAVEL FOR RECREATION OPPORTUNITIES

COMMUNITY HALL



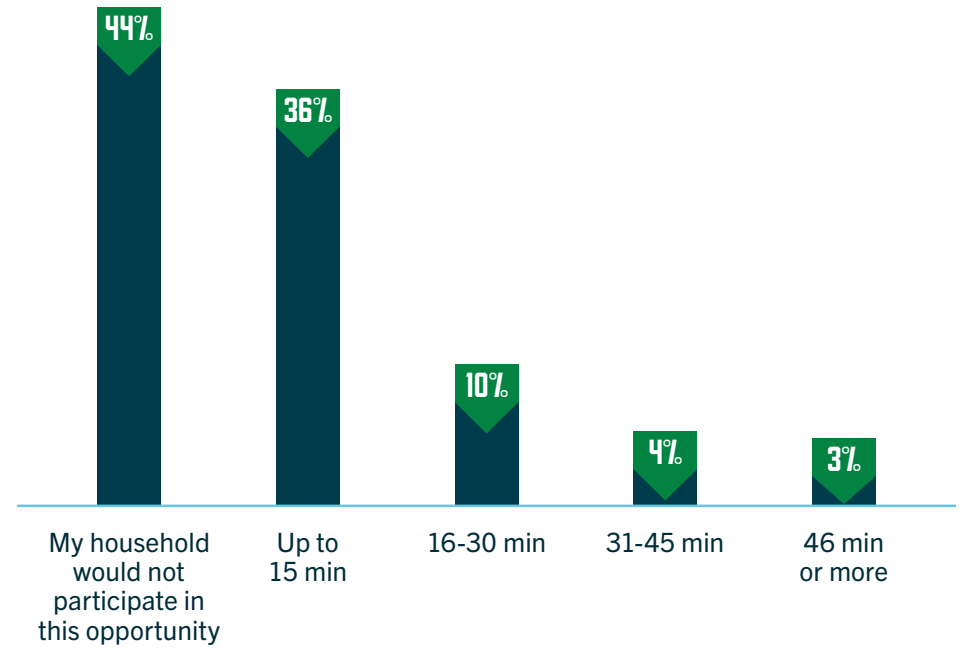
WILLINGNESS TO TRAVEL FOR RECREATION OPPORTUNITIES

FITNESS / WEIGHT ROOM [FULLY EQUIPPED]



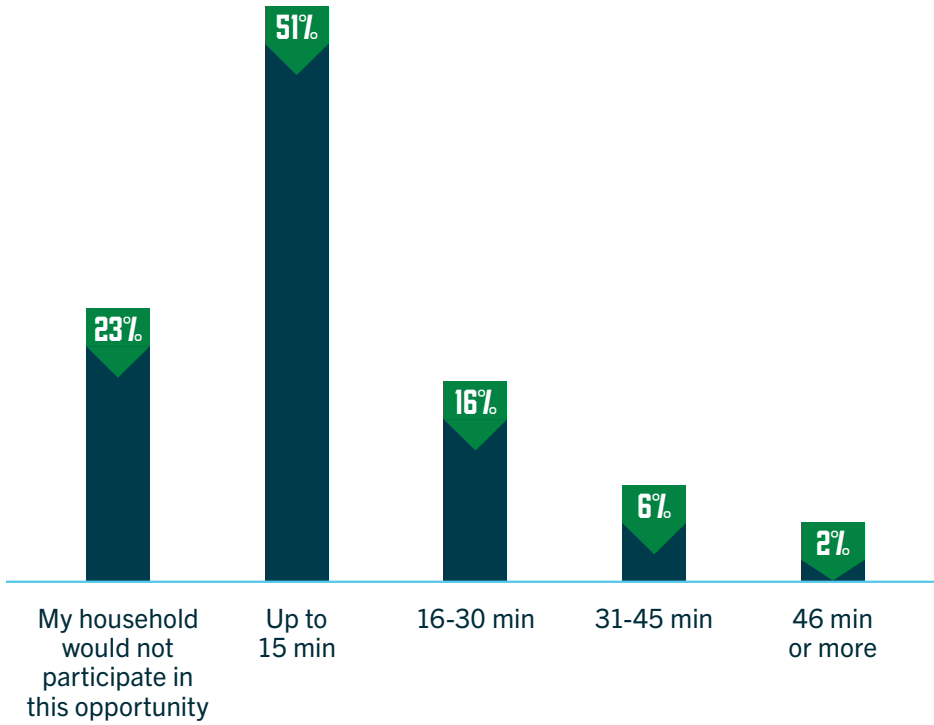
WILLINGNESS TO TRAVEL FOR RECREATION OPPORTUNITIES

SENIORS CENTRE



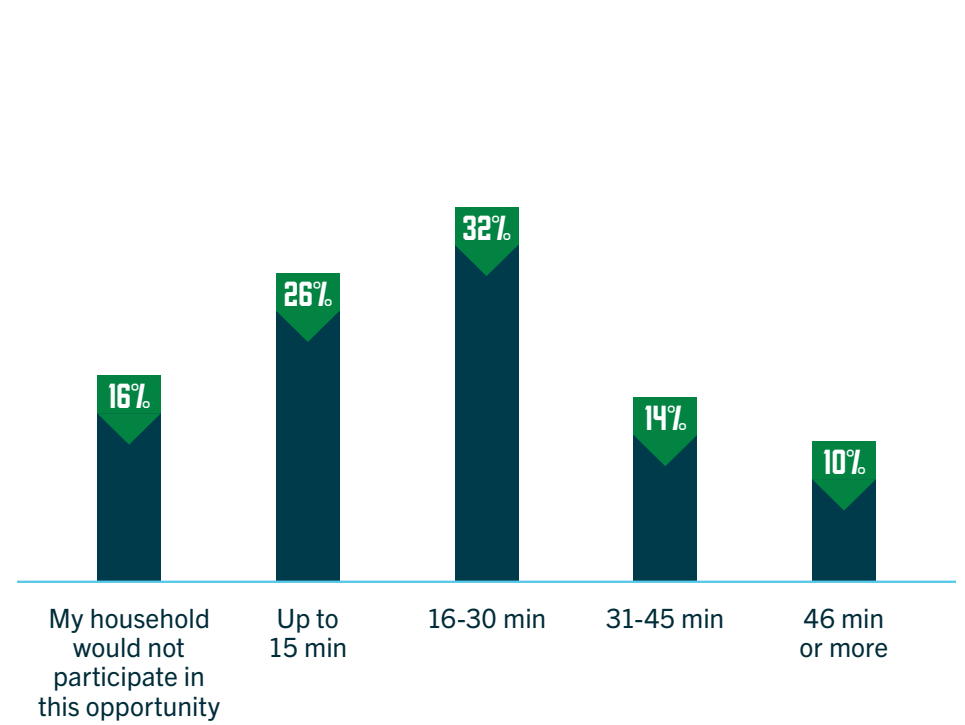
WILLINGNESS TO TRAVEL FOR RECREATION OPPORTUNITIES

INDOOR WALKING TRACK



WILLINGNESS TO TRAVEL FOR RECREATION OPPORTUNITIES

OUTDOOR SPRAY PARK / SPLASH PAD



2.2.7 PLAYGROUND PROVISION

The Municipality of Greenstone has a multitude of playgrounds that are valued by community members. To provide some insight into future playground enhancements or new infrastructure, respondents were presented with a list of elements and considerations and were asked to indicate their level of importance. Almost all respondents indicated that features for toddlers and children are very important (82%). In lower proportions, approximately half indicated that shade areas (59%)

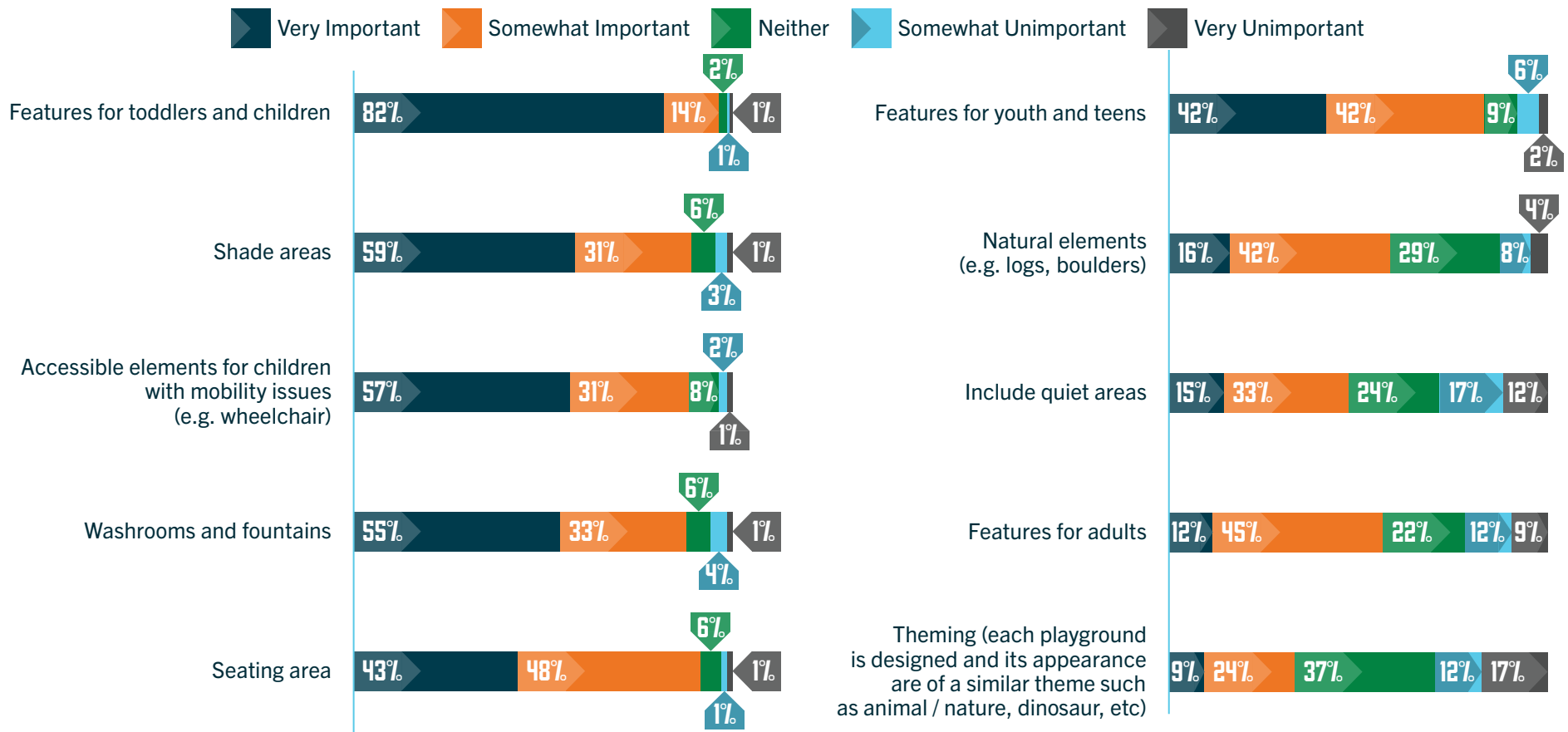
and accessible elements for children with mobility issues (57%) as very important elements.

Respondents were able to share additional playground considerations. The response are presented below:

- ♦ Trails around the playgrounds.
- ♦ Ensuring the playgrounds are located in central areas.

- ♦ Having multiple amenities in one park location.
- ♦ Parks that enable kids to be creative.
- ♦ Ensuring the playgrounds are walkable from neighbourhoods.
- ♦ Ensuring the playgrounds are properly maintained.
- ♦ Using the rubber base instead of sand.
- ♦ Each ward should have a playground.

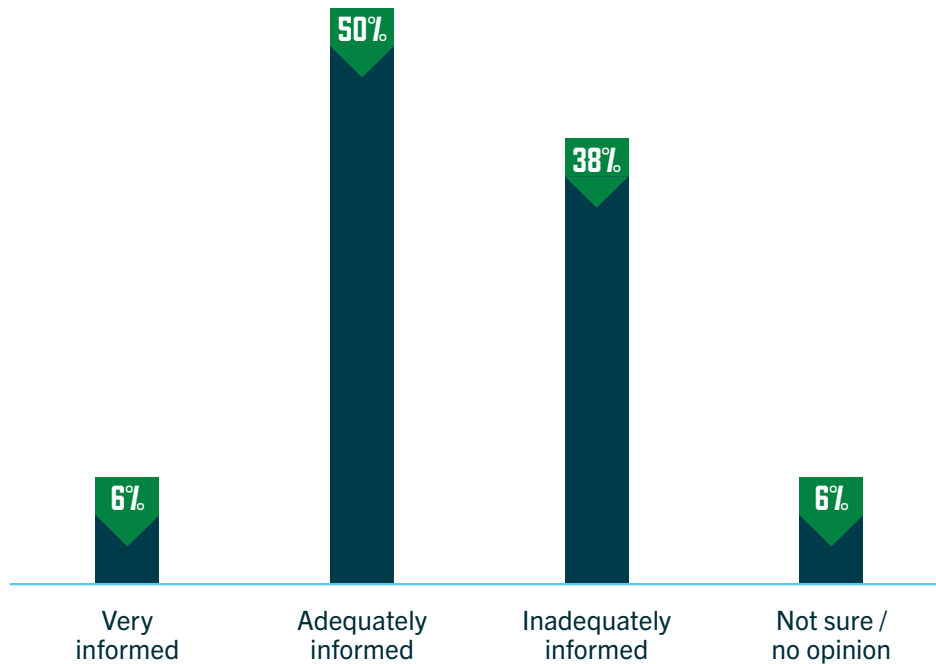
IMPORTANCE OF PLAYGROUND ELEMENTS



2.2.8 COMMUNICATIONS

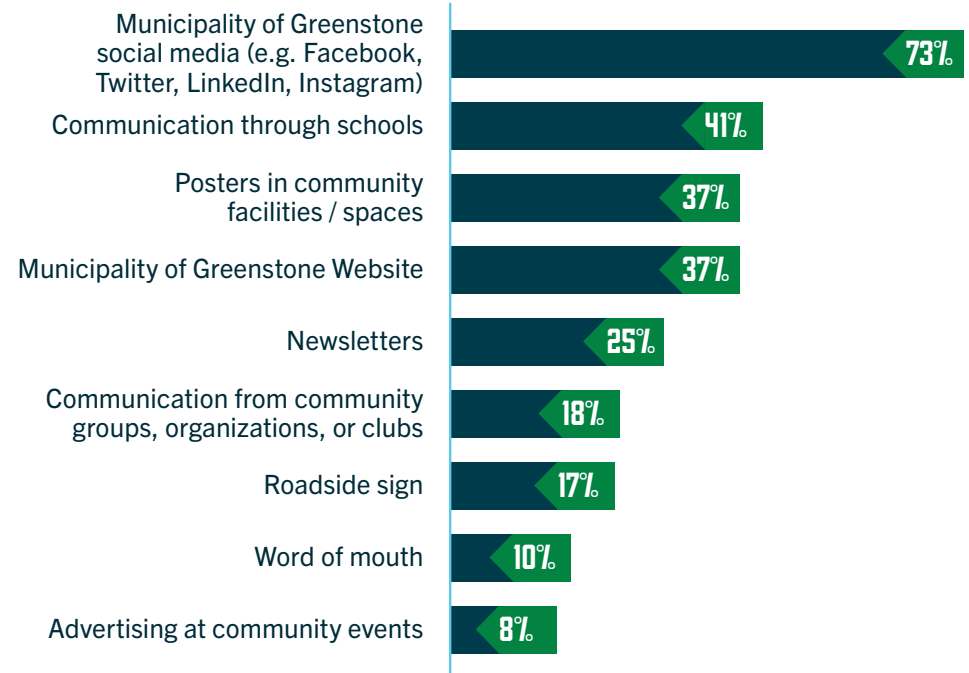
When asked to indicate how informed they feel about recreation opportunities in Greenstone, approximately half (56%) of respondents indicated they feel informed (very informed and adequately informed). Approximately one-third (38%) indicated they feel inadequately informed about recreation opportunities in Greenstone.

HOW INFORMED DO YOU FEEL ABOUT RECREATION OPPORTUNITIES IN GREENSTONE?



Considering communication preferences, respondents were next asked to indicate the best ways Greenstone can inform them about recreation opportunities in the area. Respondents indicated that social media (73%), communication through schools (41%) and posters in community facilities and spaces (37%) are the best ways to keep them informed about recreation opportunities in Greenstone.

COMMUNICATION PREFERENCES



SUBSEGMENT ANALYSIS

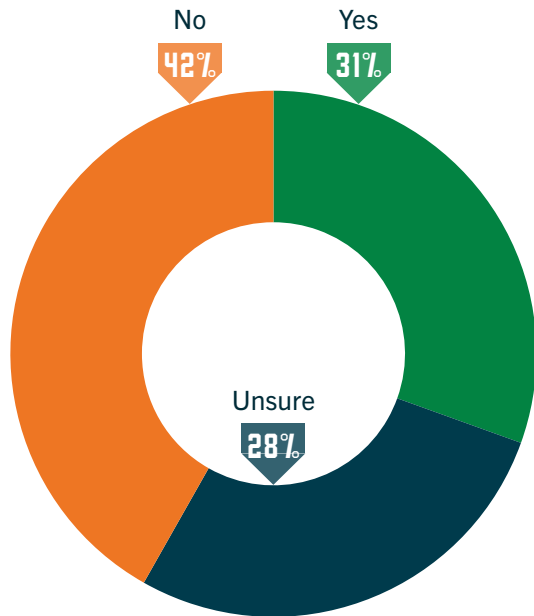
- Households with children are more likely to say they prefer to learn about recreation opportunities through the schools (51%) than households without children (19%).

2.2.9 WILLINGNESS TO PAY

The Municipality of Greenstone facilities and amenities are paid for by a combination of tax support and fees paid by users. To ensure that community needs regarding recreation and playground facilities and amenities are services in Greenstone are better met, respondents were asked several questions regarding tax increases.

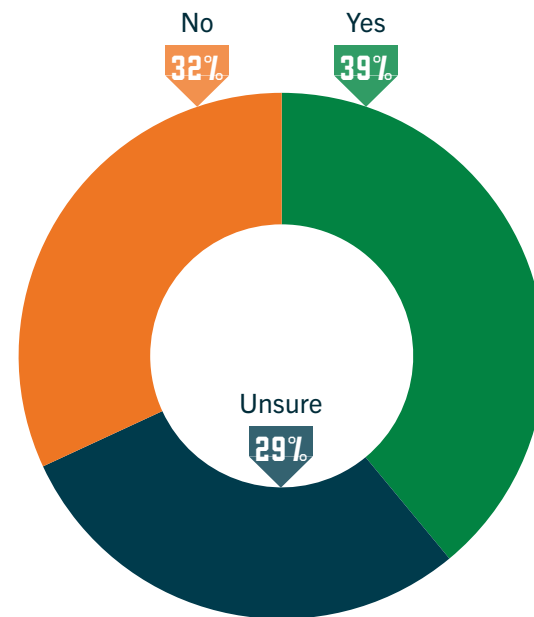
As illustrated in the accompanying graph, approximately one-third (31%) of respondents indicated they would support a tax increase for enhancements to **existing services** their household members would use. In lower proportions, approximately one-third (31%) would support an increase.

SUPPORT AN INCREASE IN PROPERTY TAXES FOR ENHANCEMENTS TO EXISTING SERVICES YOUR HOUSEHOLD MEMBERS USE




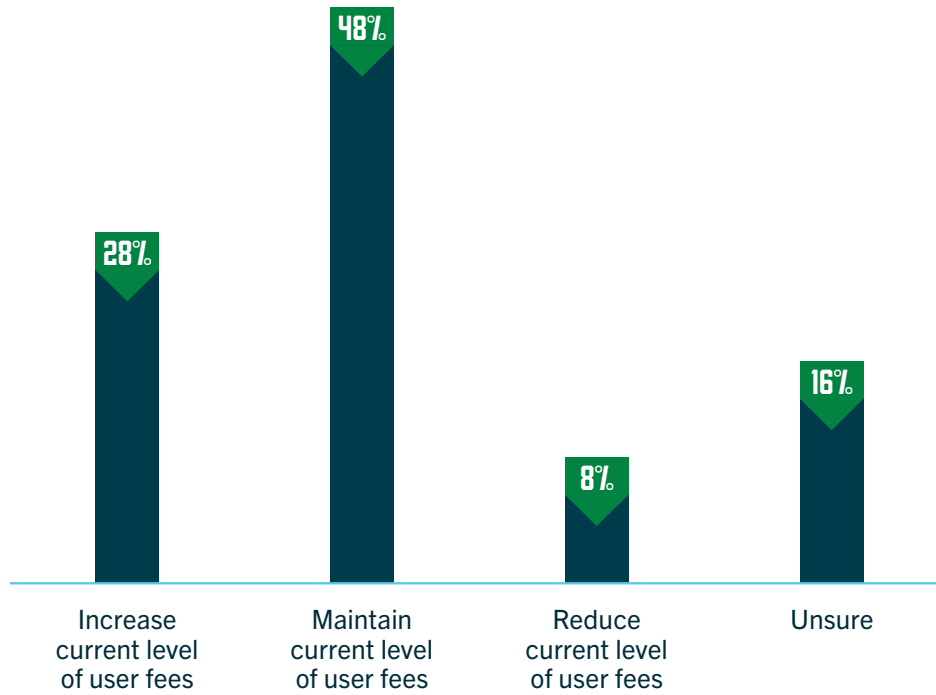
Next, respondents were asked if they would support an increase in property taxes for **new services their household would use**. Approximately one-third (39%) indicated they would support an increase while similar proportions (32%) indicated they would not support a tax increase for new services their household would use.

SUPPORT AN INCREASE IN PROPERTY TAXES FOR NEW SERVICES YOUR HOUSEHOLD MEMBERS WOULD USE



Finally, respondents were asked to identify their level of support in relation to **user fees** for recreation and playground services. As illustrated in the accompanying graph, approximately half expressed support to maintain current level of user fees (48%).

SUPPORT IN RELATION TO USER FEES FOR RECREATION PROGRAMS AND SERVICES



2.2.10 OTHER COMMENTS

Respondents were able to share any other comments they had regarding the provision of recreation and playgrounds in Greenstone. The responses are presented below.

INFRASTRUCTURE

- ♦ The Nakina facility is in need of repairs and should investigate the feasibility of keeping the facility open as it is not used often.
- ♦ A well maintained trail system in Geraldton would be beneficial.
- ♦ The amount of facilities should be reduced in order to lessen the tax burden and potentially have more opportunity to provide more programming.
- ♦ Campgrounds and the facilities in Greenstone are important to the community.
- ♦ There needs to be more outdoor recreation opportunities such as an off leash dog park and a outdoor ball hockey / court space.
- ♦ The fishing launches need to be better maintained.
- ♦ A tobogganing hill in Geraldton would be great for the youth.

PROGRAMMING

- ♦ It is difficult to rely on volunteers are the main provider of programs, a staff person is needed.
- ♦ Partnerships should be explored to future provide programs.
- ♦ There should be a focus on seniors programming in Longlac.
- ♦ Programming should be available across all communities in the Municipality.
- ♦ Programs for youth, specifically in high school are needed as many families are leaving due to lack of recreation services available for their kids.
- ♦ It is important to keep programming costs low as the cost of living keeps rising.

FINANCIAL

- ♦ If taxes need to be increased the services should be dispersed evenly throughout the Municipality.
- ♦ I would only be willing to increase taxes for services my household would use.
- ♦ Grants and fundraising should be considered before tax increases.

2.2.11 HOUSEHOLD PROFILE

Respondents were asked several questions about their household. Percentages in parathesis are representative of the 2021 census. The responses are presented in the following table.


Where Do You Live?	
Beardmore	7%
Jellicoe	2%
Geraldton	50%
Nakina	7%
Longlac	30%
Caramat	1%
Tenure in Greenstone	
Less than one year	1%
1-5 years	11%
6-10 years	11%
More than 10 years	77%

Age Categories	
0-4 years	12% (6%)
5-9 years	12% (6%)
10-14 years	10% (6%)
15-19 years	7% (6%)
20-29 years	10% (9%)
30-39 years	14% (11%)
40-49 years	11% (12%)
50-59 years	8% (15%)
60-69 years	9% (17%)
70-79 years	5% (9%)
80 years and older	2% (4%)

Household Composition	
Couple with children	52%
Couple without children	22%
Lone parent family	5%
One-person household	7%
Multigenerational household (at least 3 generations)	4%
Two or more adults not a couple (e.g. roommates)	2%
Prefer not to answer	8%

2.3 YOUTH SURVEY

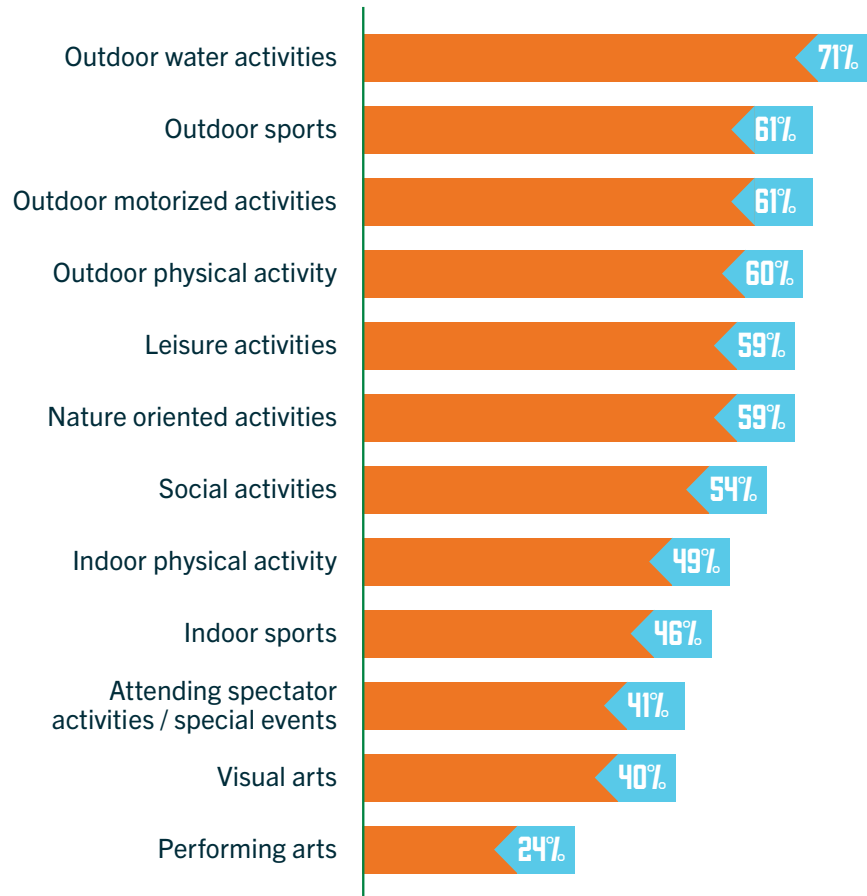
A survey was fielded with youth in the community to gain their perspectives on the provision of recreation and playgrounds in Greenstone. The survey gathered responses from April 16th to May 17th 2024. In total 53 responses were gathered. The survey was primarily fielded through the schools in Greenstone. The survey was available online and a PDF copy of the survey was also available. Refer to Appendix D for a copy of the survey.



2.3.1 TOP OF MIND THOUGHTS

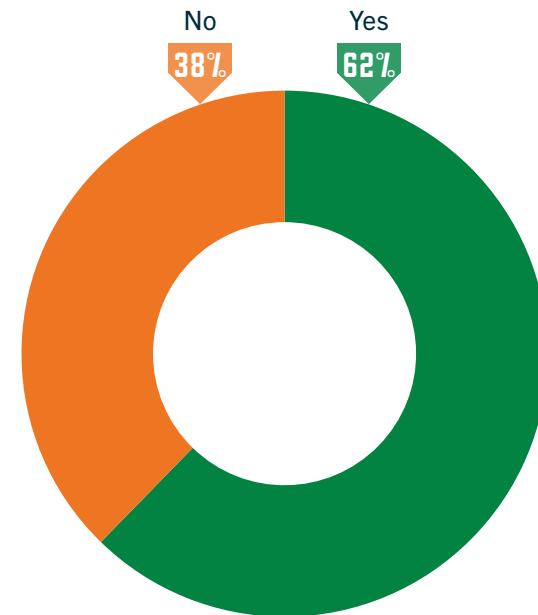
To begin the survey, respondents were asked to identify their favourite types of recreation activities. As illustrated in the graph, youth enjoy participating in variety of activities with outdoor water activities such as canoeing and swimming, outdoor sports such as soccer and baseball and outdoor motorized sports such as dirt biking or off road vehicles as being their favourite.

FAVOURITE PARKS AND RECREATION ACTIVITIES




Respondents were then asked if there was anything that stopped them from participating in recreation activities or programs. As illustrated in the accompanying graph, approximately two-thirds (62%) indicated they do experience barriers; the remaining respondents indicated they do not experience barriers (38%).

IS THERE ANYTHING THAT PREVENTS YOU FROM PARTICIPATING IN RECREATION ACTIVITIES OR PROGRAMS



To better understand what barriers youth are facing, they were presented with a list and were asked to indicate what makes it difficult for them to participate in activities. Approximately one-third indicated they are not comfortable or confident enough to participate (28%). In lower proportions, one-quarter (25%) indicated the activity they want to participate in is not offered in Greenstone. Notably, approximately one-third indicated that nothing makes it difficult for them to participate in recreation activities (32%).

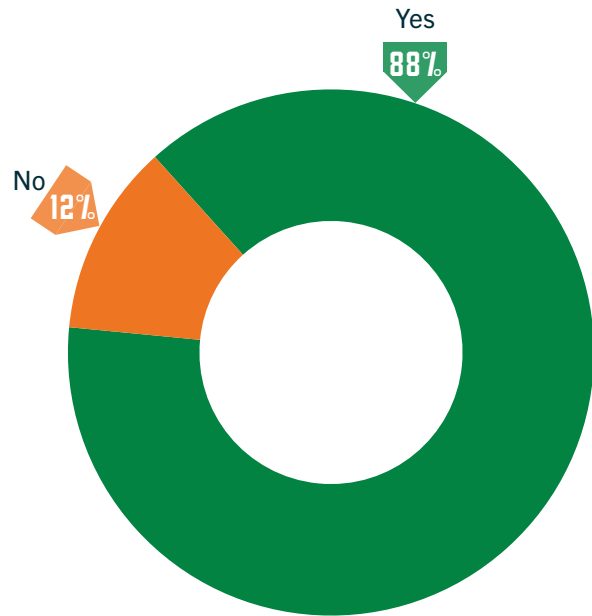
BARRIERS TO PARTICIPATION



2.3.2 FUTURE PRIORITIES AND FOCUS AREAS

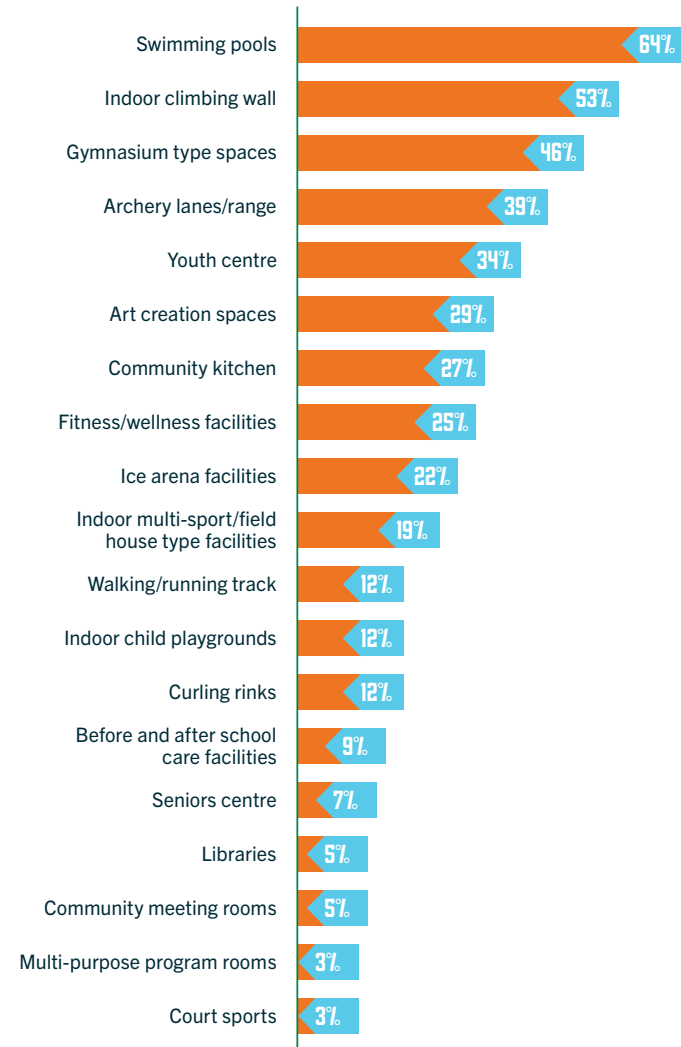
Respondents were then asked if **indoor** facilities or spaces needed to be improved or if more are needed. As illustrated in the graph, almost all (88%) agreed that indoor facilities and spaces need to be improved or are more needed.

ARE THERE **INDOOR** FACILITIES AND SPACES THAT COULD BE IMPROVED OR YOU WOULD LIKE TO SEE MORE OF?



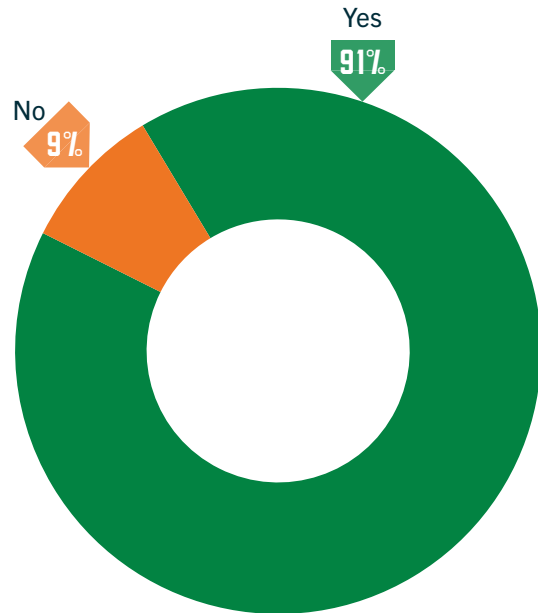
Respondents who said that indoor facilities and spaces in Greenstone need improvement or are more needed were asked to identify five facilities that need to be a priority for investment. The most cited include swimming pools (64%), indoor climbing walls (53%), gymnasium type spaces (46%), archery ranges (39%) and youth centres (34%).

INDOOR FACILITIES AND SPACES FOR INVESTMENT



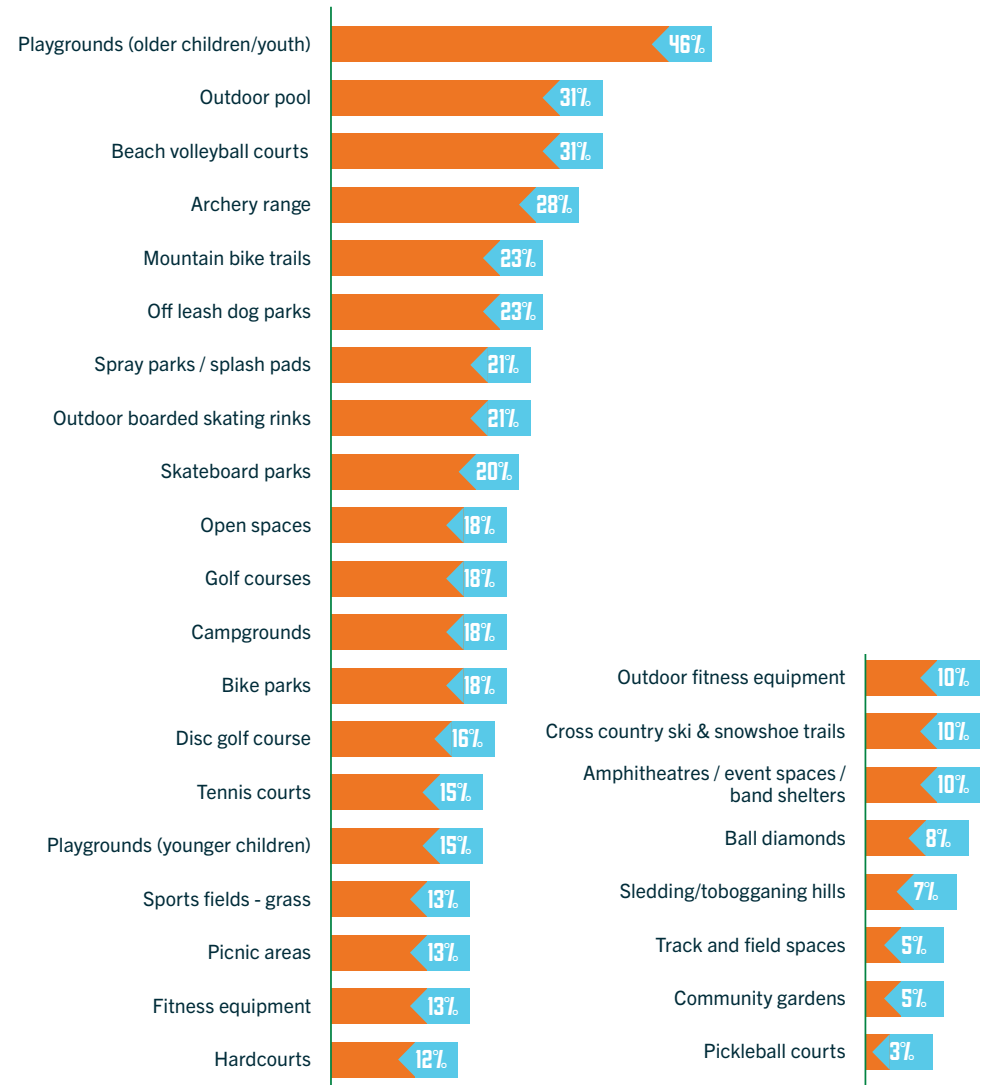
Respondent were then asked if **outdoor** facilities or spaces need to be improved or if more are needed. As illustrated in the graph, almost all (91%) agreed that outdoor facilities and spaces need to be improved or a be a priority for investment.

ARE THERE OUTDOOR FACILITIES AND SPACES THAT COULD BE IMPROVED OR BE A PRIORITY FOR INVESTMENT?



Respondents who said that outdoor facilities and spaces need improvement were asked to identify five facilities that should be enhanced or more readily available in Greenstone. Playgrounds (46%), an outdoor pool (31%), beach volleyball courts (31%), archery ranges (28%) and mountain bike trails (23%) were identified as top outdoor facilities and amenities for investment. Enhance current Complex including adding walking track.

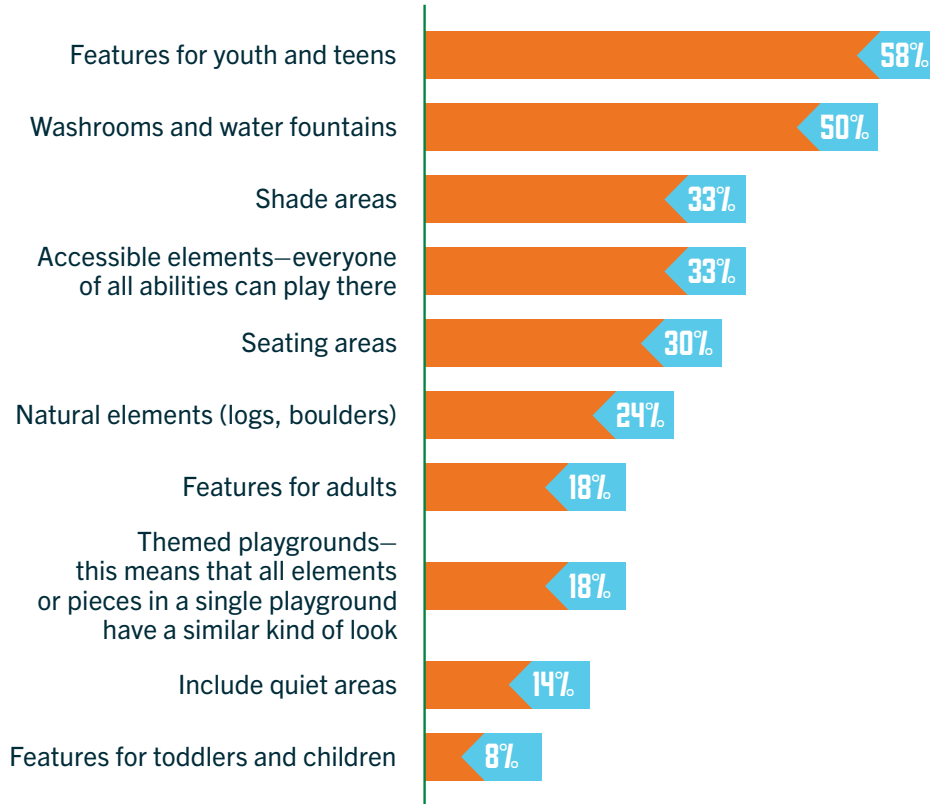
OUTDOOR RECREATION FACILITIES AND SPACES FOR INVESTMENT



PLAYGROUNDS

Considering playgrounds in Greenstone, respondents were asked to identify their top three most important elements that should be included in a great playground. The top three elements identified by youth include features for youth and teens (58%), washrooms and water fountains (50%) and shade areas (33%).

MOST IMPORTANT PLAYGROUND ELEMENTS



PROGRAMMING

Shifting gears to programs in Greenstone, youth were asked to tell us programs and activities they would like to participate in that are not currently offered. The responses are presented below:

SPORTS

- ♦ A baseball team
- ♦ Archery
- ♦ Ball Hockey
- ♦ Football
- ♦ Lacrosse
- ♦ Beach Volleyball
- ♦ Indoor swimming

OUTDOOR ACTIVITIES

- ♦ Hunting groups
- ♦ Outdoor swimming

GENERAL RECREATION

- ♦ After school programs
- ♦ Boys and girls club
- ♦ Arcade

2.3.3 OTHER COMMENTS

Finally, youth were able to share more thoughts about recreation and playgrounds in Greenstone. The responses are presented below:

- ♦ More sport fields are needed.
- ♦ More activities in the arena in the summer.
- ♦ A better and improve skate park.
- ♦ A golf course is needed.
- ♦ More activities for teens.
- ♦ Make playgrounds more challenging.
- ♦ A motorcross track would be cool.
- ♦ Bring back the waterfront park.
- ♦ More nature trails are needed.

2.3.4 PROFILE

Respondents were asked several questions about themselves. The responses are presented in the accompanying table.

Where do you live?	
Geraldton	28%
Nakina	2%
Longlac	70%

How old are you today?	
11 years and younger	54%
12 years old	12%
13 years old	8%
14 years old	15%
15 years old	4%
16 years old	2%
17 years old	4%
18 years old or older	2%

2.4 COMMUNITY GROUP SURVEY

A survey was fielded with a variety of organizations in Greenstone. The organizations included indoor and outdoor recreation groups who use facilities and amenities to deliver their programs and or organizations who may use recreation and playground spaces.

An email introducing the project and inviting participation in the survey was sent to a representative from each organization. Attached to the email was a hard copy of the survey along with a hyperlink to an online version of the same survey. Each group was asked to provide one response. Refer to Appendix E for a copy of the questionnaire.

Reponses were gathered from April 18 to May 12, 2024. In total 14 responses were gathered. These findings are not representative of all groups in Greenstone, however they do provide insight into the perspectives of the organizations responding. Refer to Appendix F for a list of groups who participated in the survey. Because of the number of respondents, the findings below are presented as raw numbers not as percentages.

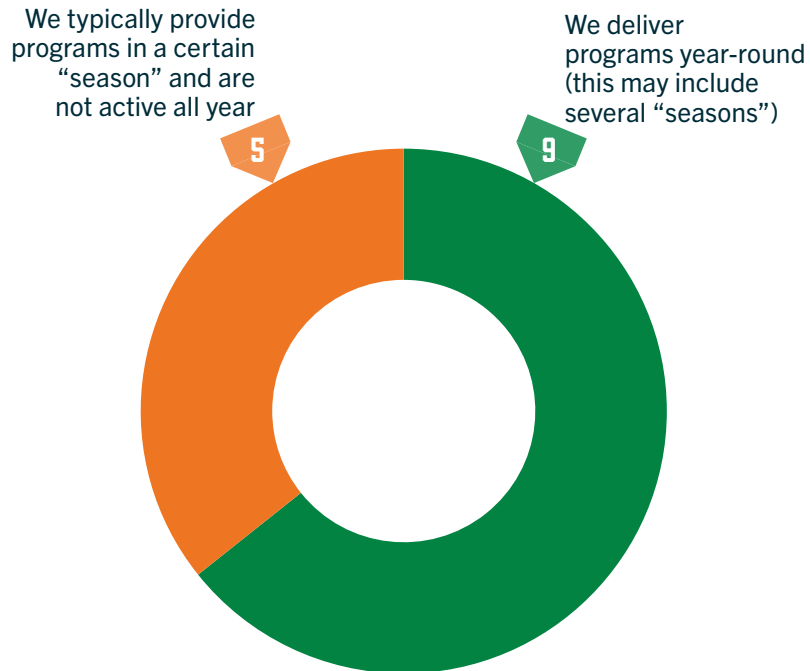


2.4.1 ABOUT THE GROUPS

The survey began by gathering information about the organizations. Survey respondents represent a variety of organizations and facility users including ice users, seniors groups, outdoor recreation organizations and others who provide a diverse range of activities and opportunities in the Municipality.

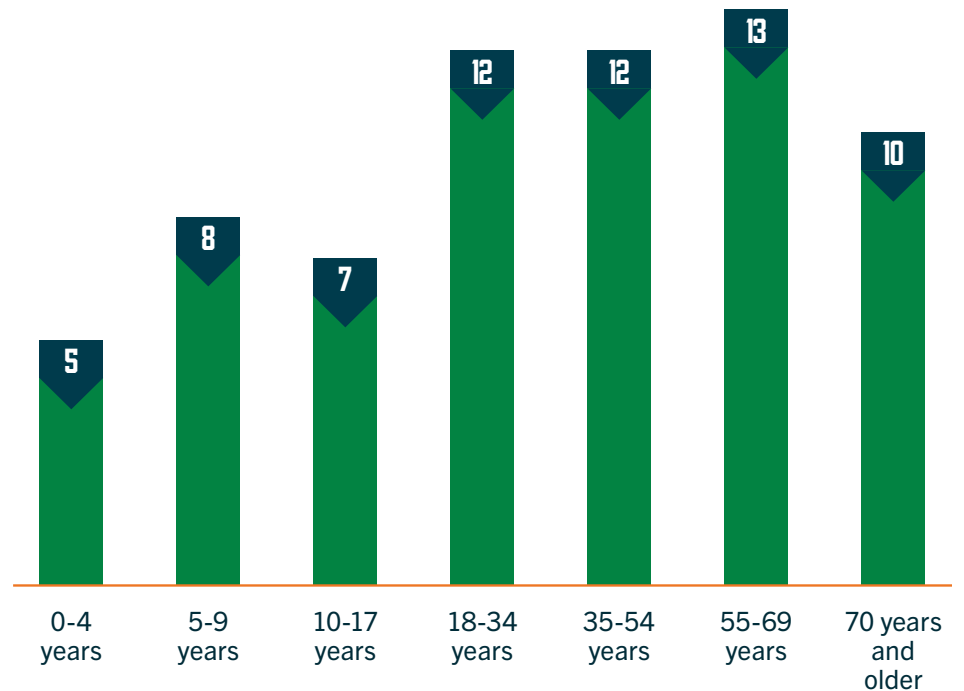
Respondents were asked to identify if they provide programs year-round or during a specific season. Approximately two-thirds (9 of 14) indicated they provide programs year-round, while approximately one-third (5 of 14) indicated they provide programs during a specific season and are not active year-round.

ORGANIZATION DESCRIPTORS



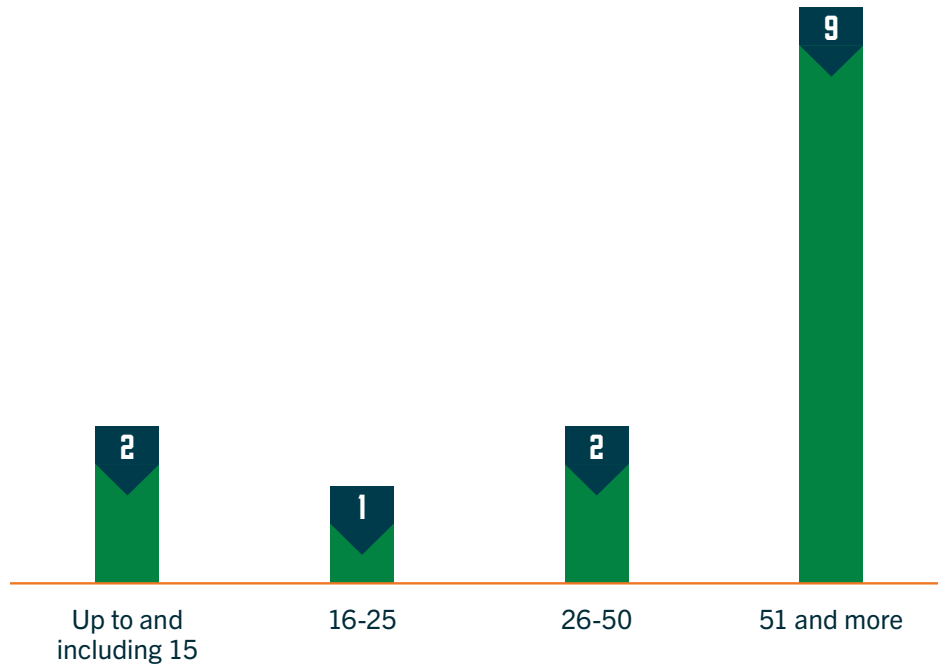
Respondents were then asked to identify which age group(s) best describe their primary participants or members. As illustrated in the accompanying graph, groups provide program and services to a variety of ages with the most age groups served being seniors aged 55-69 years (13 of 14 groups), adults aged 18-34 years and adults aged 35-54 years (12 of 14 groups).

PRIMARY PARTICIPANT AGE

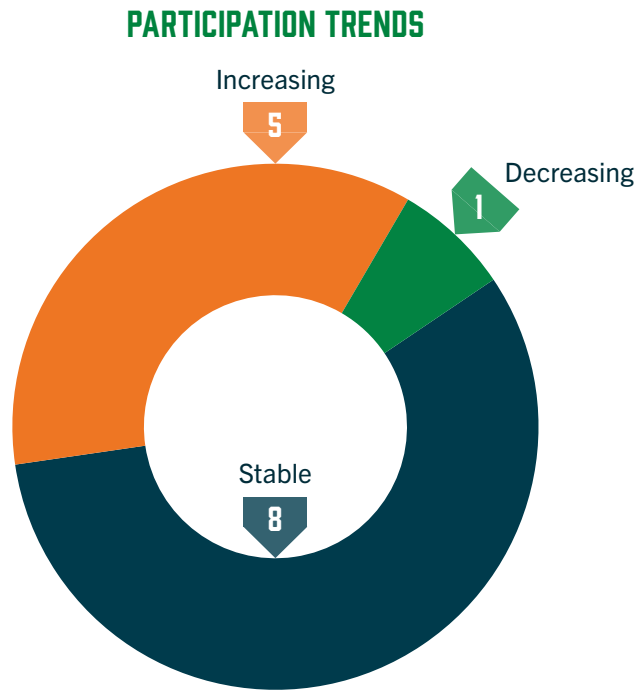


Considering participation figures, respondents were asked to identify how many participants or members belong to their organization. Approximately two-thirds (9 of 14) indicated that their organization has 51 or more members.

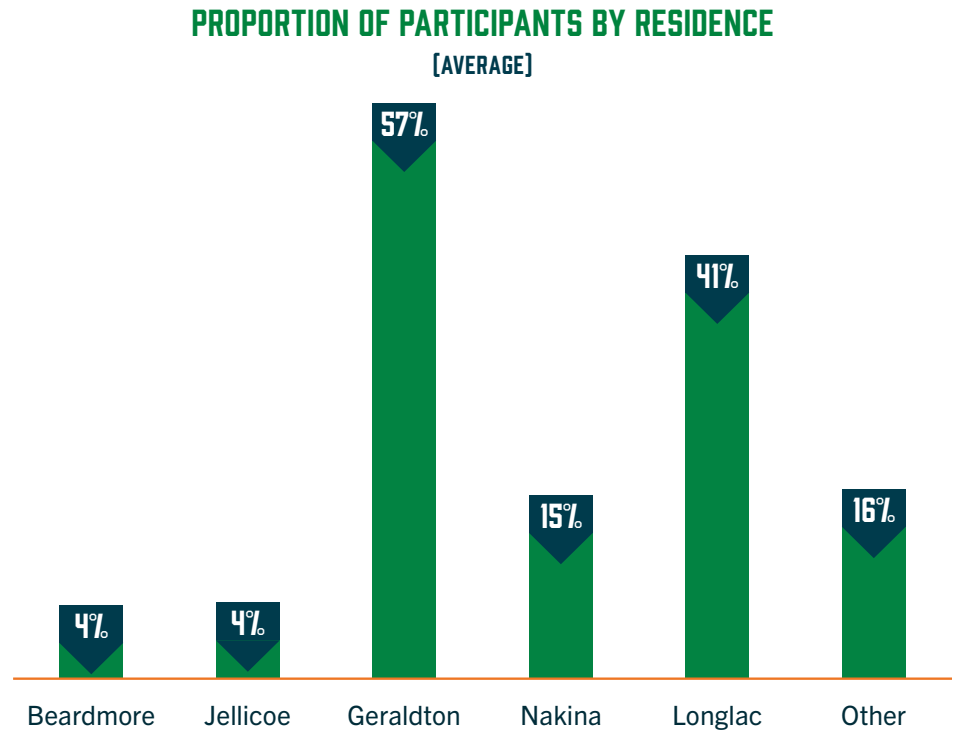
PARTICIPATION FIGURES



Next, respondents were asked to identify the trend they are seeing in their participation levels. Over half (8 of 14) indicated they are expecting participating to remain stable, while approximately one-third (5 of 14) indicated they are expecting an increase.



Respondents were then asked to indicate the proportion of their participants by their location of residence in Greenstone. As illustrated in the accompanying graph, the majority of participants (on average) live in Geraldton and Longlac.



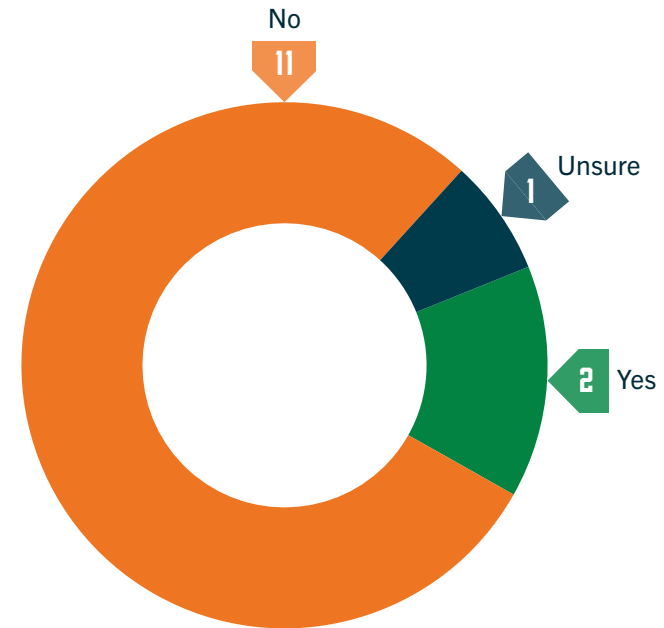
2.4.2 UTILIZATION

There are many recreation and playground facilities in Greenstone. To better understand the facilities groups and organizations are using, respondents were asked to indicate the facilities they have used most frequently over the last twelve months. The responses are presented in the accompanying chart.

Facility	Improvements Needed
Community Centre Lobby	The floor needs painting and divot repairs.
Curling Rink – Pickleball Use	The floor needs lines for pickleball.
Geraldton Arena	Better lighting, needs a concession
McLeod Park	Lack of equipment
Longlac Skate Park	Needs repairs
Thunderbird Friendship Centre	N/A
Curling Club	The carpet on the stairs and the lower area need to be replaced.
School Gymnasiums	N/A
Lions Park	Replace the playground equipment that was there previously.
Caramat Community Club Recreation Centre	Repair the flooring throughout the facility. A trail connecting to the centre would be great.
Caramat Baseball Diamond	Consistent maintenance is required and the fence needs repairs.
Caramat Playground	Needs repair.
GCHS	N/A
Greenspaces along Queen and Picnic Point Rd	Connection to Longlac and Geradlton via the trails would be ideal.
Geraldton Trails	

Respondents were then asked if their organization uses any recreation or playground facilities and amenities outside of Greenstone. The majority (11 of 14) indicated they do not use facilities and amenities outside of the Municipality.

DOES YOUR ORGANIZATION USE RECREATION OR PLAYGROUND FACILITIES AND AMENITIES OUTSIDE OF GREENSTONE?



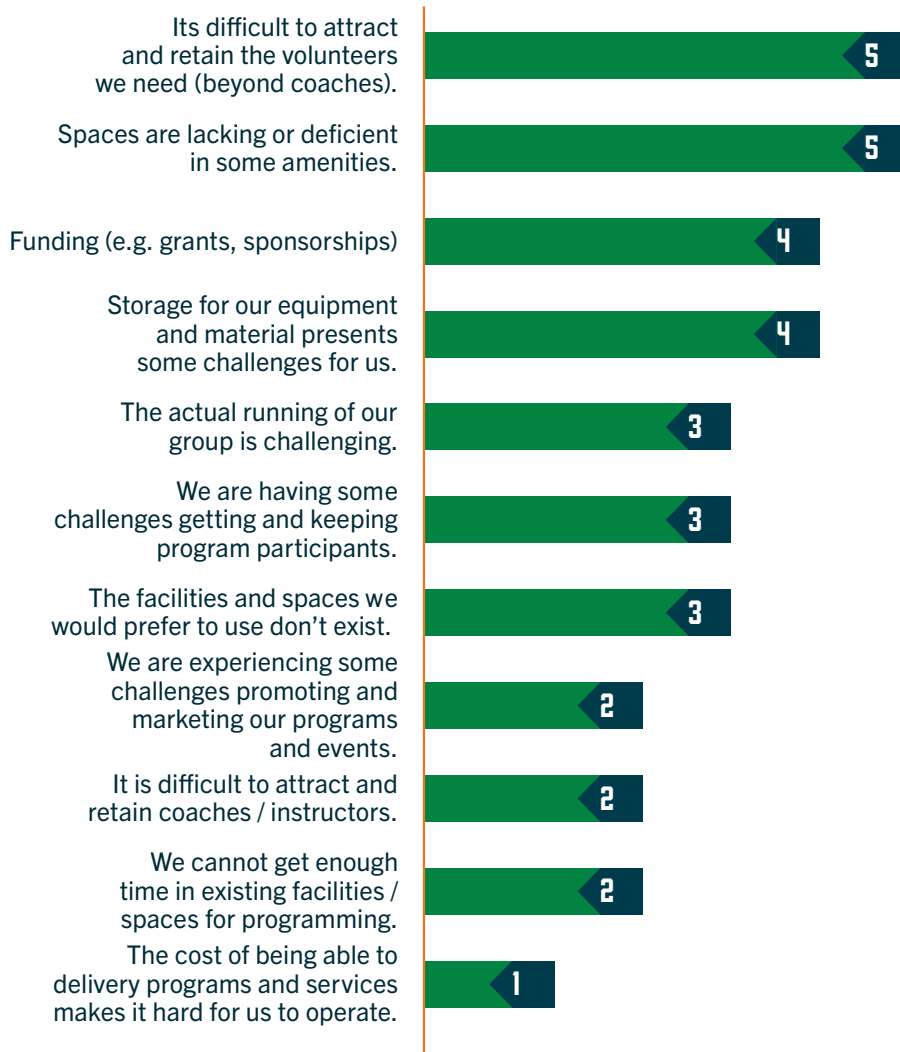
Those who said they do use facilities outside of the Municipality were asked to identify which facilities they use and where they are located. The responses are presented below:

- ♦ Hearst Pool
- ♦ Thunder Bay Bowling
- ♦ Brampton Tree Top Trekking
- ♦ Duluth Trampoline Park
- ♦ Cultural Centre in Kapuskasing

2.4.3 ORGANIZATIONAL CHALLENGES

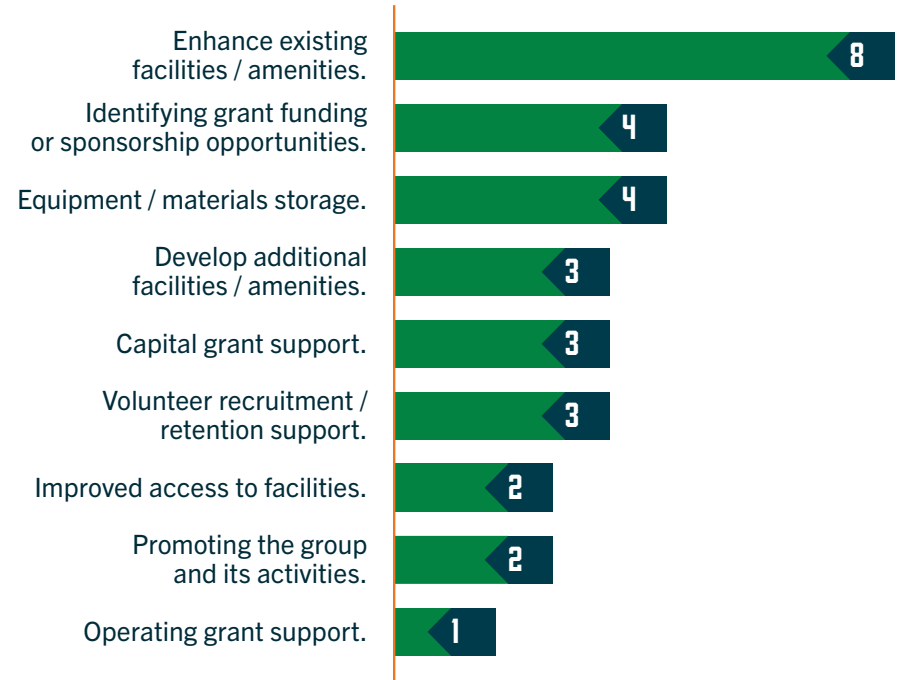
Next, respondents were asked to identify challenges their organization is facing when delivering their programs and services. As illustrated in the accompanying graph, approximately one-third of respondents indicated that it is difficult to attract and retain volunteers, spaces are lacking or deficient in some amenities, funding challenges and challenges with storage.

ORGANIZATION CHALLENGES



When considering challenges organizations are facing, respondents were asked to identify what support the Municipality can provide to help address these challenges. Approximately two-thirds (8 of 14) indicated the Municipality enhancing existing facilities and amenities would help address their challenges.

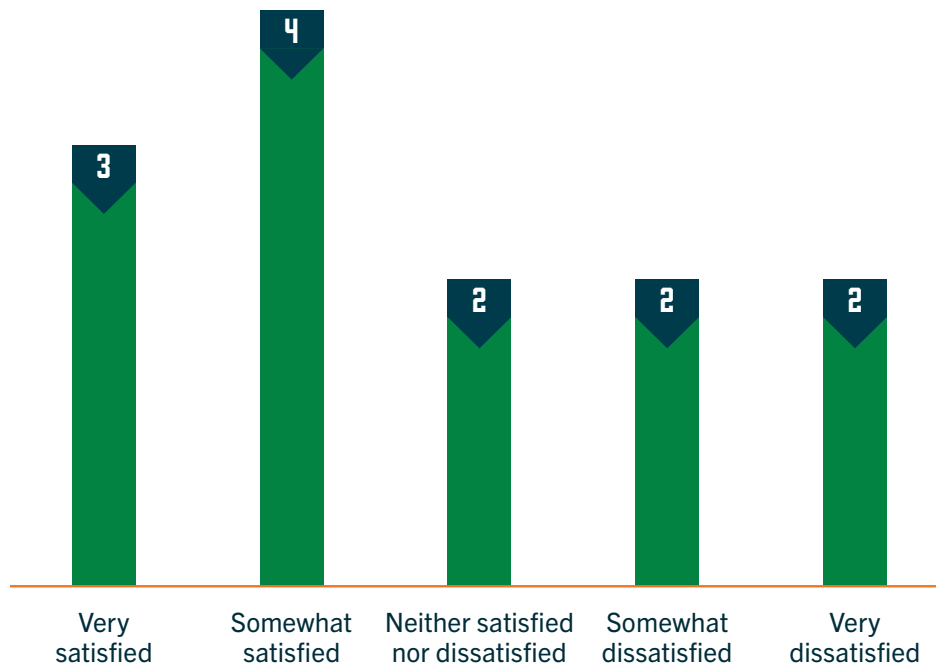
SUPPORT THE MUNICIPALITY CAN PROVIDE TO ADDRESS CHALLENGES



2.4.4 ASSESSMENT

Respondents were then asked to identify their level of satisfaction with indoor and outdoor recreation facilities and spaces in Greenstone. As illustrated in the accompanying graph, half (7 of 14) groups are satisfied (very satisfied and somewhat satisfied) with indoor and outdoor recreation facilities and spaces in Greenstone.

SATISFACTION WITH INDOOR AND OUTDOOR RECREATION FACILITIES AND SPACES

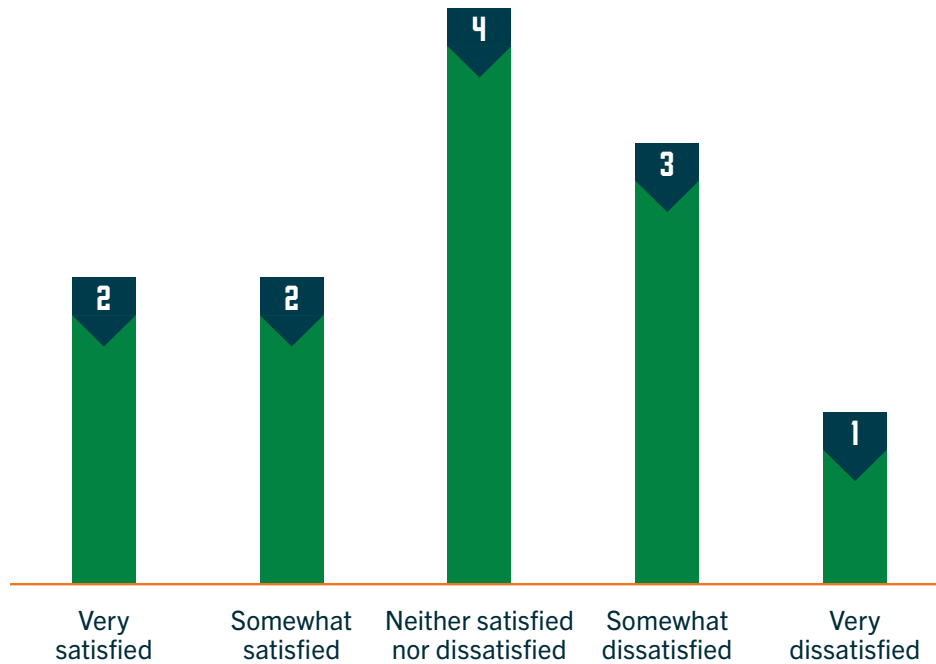


Respondents were able to explain their satisfaction rating. The responses are presented below:

- ♦ It would be nice to have outdoor fitness equipment.
- ♦ Benches and seating throughout the community would benefit many.
- ♦ There are very few free recreation spaces in the community, such as a splash pad, skate parks etc.
- ♦ An outdoor space with a pavilion to host events and bootcamps would be ideal.
- ♦ The current park spaces need to be better maintained.
- ♦ The stage at McLeod park needs upgrades.
- ♦ The indoor recreation facilities need significant upgrades.


Next, respondents were asked to indicate their level of satisfaction with playground facilities in Greenstone. Approximately one-third (4 of 14) of respondents indicated they are satisfied (very satisfied and somewhat satisfied) with playgrounds in Greenstone. The same proportion of respondents indicated they were dissatisfied (very dissatisfied and somewhat dissatisfied).

SATISFACTION WITH PLAYGROUNDS IN GREENSTONE



Respondents were able to explain their satisfaction rating. The responses are presented below:


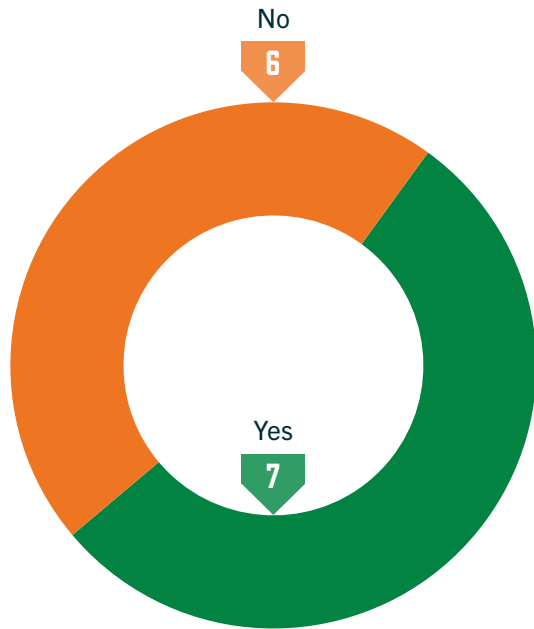
- ♦ The playgrounds are outdated.
- ♦ Greenstone needs a playground that accommodates all ages.
- ♦ The current playgrounds need to be maintained better (ex. Garbage pickup)
- ♦ The playgrounds need to be accessible for all abilities.



2.4.5 FUTURE PRIORITIES AND FOCUS AREAS

Respondents were then asked if there are adequate recreation facilities and amenities in Greenstone. Half of respondents (7 of 14) indicated there are adequate recreation facilities and amenities, while in similar proportion (6 of 14) indicated there are not adequate recreation facilities and amenities.

ARE THERE ADEQUATE RECREATION FACILITIES AND AMENITIES IN GREENSTONE?

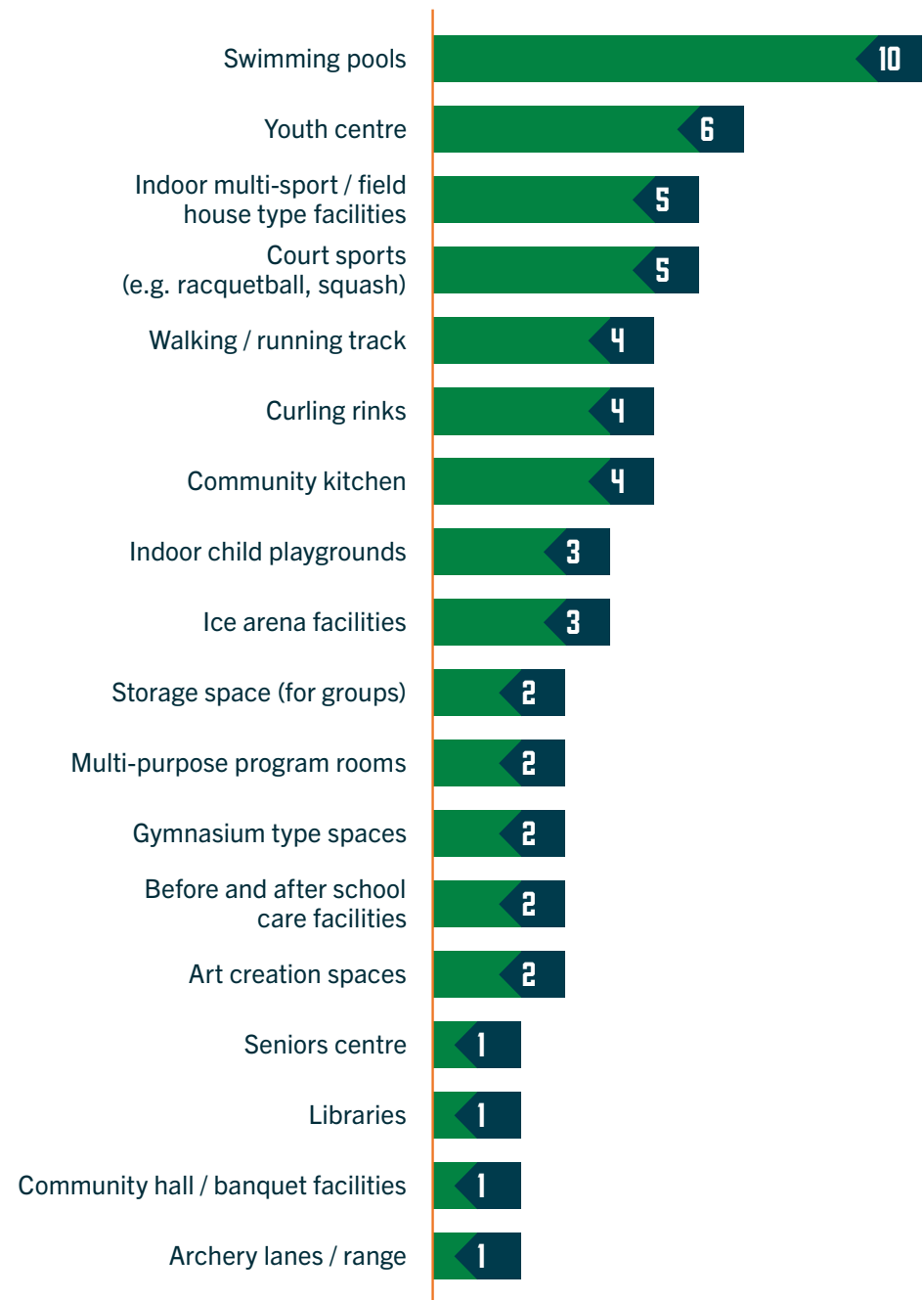


Respondents were then presented with a list of indoor recreation and facilities and were asked to identify five that should be more readily available or enhanced in the Municipality. Approximately three-quarters (10 of 14) of respondents indicated swimming pools should be a priority for investment. In lower proportions, youth centres (6 of 10), indoor multi sport and field house type facilities (5 of 10) and court sports (5 of 10) were also identified as facilities and amenities for investment.

Respondents were able to share additional indoor facilities that the Municipality should consider for investment. The responses are presented below:

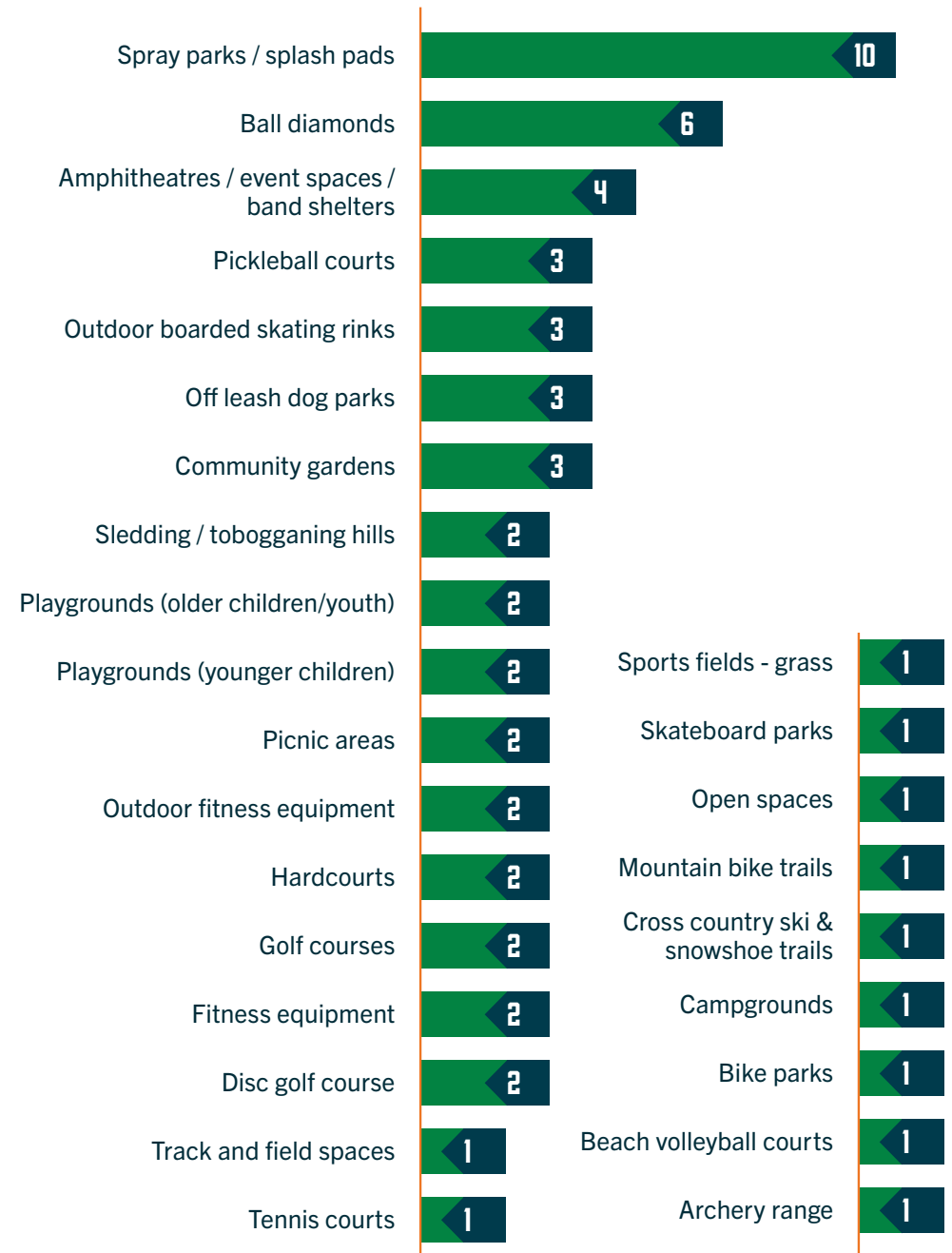
- ♦ A pickleball court
- ♦ Bowling alley
- ♦ Game room
- ♦ Indoor climbing wall
- ♦ Tennis court

INDOOR FACILITIES AND AMENITIES FOR INVESTMENT



Respondents were then presented with a list of outdoor recreation facilities and amenities and were asked to identify five that should be more readily available or enhanced. Approximately three-quarters (10 of 14) identified spray parks and splash pads as a priority. Ball diamonds (6 of 14) and Amphitheatre and event spaces (4 of 14) were also identified as priorities.

OUTDOOR FACILITIES AND AMENITIES FOR INVESTMENT



2.4.6 OTHER COMMENTS

Groups were able to share any additional comments they had regarding recreation and playgrounds in Greenstone. The responses are presented below.

- ♦ The current sidewalks are not accessible to all, especially those in wheelchairs and with walkers.
- ♦ It is important that all wards are included in the decision-making process.
- ♦ Ensuring that programs and work are not being duplicated. Partnerships are key to ensuring as much as possible can be provided.
- ♦ There should be one multipurpose recreational centre by Camp 25 and highway 11 to allow all communities to easily access these services.
- ♦ It is essential that residents in Caramat have access to recreations services.



2.5 DISCUSSION SESSIONS

A series of discussion sessions was facilitated with a variety of organizations holding disparate perspectives on the provision of recreation in Greenstone. Virtual meetings were convened from the end of April through to the end of May 2024. In total fourteen organizations shared their thoughts through participation in the meetings or through written submissions. The organizations represented community recreation groups; education, health care, business interests, and others. Refer to Appendix G for the list of organizations providing input.

A synopsis of the input provided is presented below. Because the perspectives offered were varied, the points included do not necessarily represent a consensus of all the input gathered. Some items may have been mentioned by several representatives, others are deemed important to raise by the consulting team.

Recreation is important. It is important to that there are recreation opportunities in all communities of Greenstone. Recreation opportunities provide a positive outlet for community members of all ages and support health and wellbeing and community gathering. Recreation opportunities can also help with the attraction and retention of residents and support businesses in bringing and keeping workers.

Barriers to participation need to be addressed.

Some barriers people experience included awareness, affordability and accessibility. Some groups are challenged in promoting their programs and activities. Leveraging the ability of the Municipality to get messaging out could help some. Having a recognized and central place for promoting activities would be beneficial. It is also important not to neglect traditional forms of communications including community bulletin boards -that should be positioned in high traffic places in the community (e.g. grocery stores, gas stations, and mailboxes). Cost can impede the participation of people as well as can the ability of people to actually get themselves to the program or activity. Consideration needs to be given to addressing these barriers as well.

It is important that entities with involvement and an interest in recreation work together. There are good examples of collaboration in Greenstone currently. This needs to be enhanced, particularly with the Municipality. There is a real interest in strengthening in the relationship that groups in the community have with Greenstone. For some, a perception exists that the Municipality is not as interested in their success or the local provision of recreation services as these groups would like.

Volunteer challenges exist. While some have articulated successes with their volunteer corps, it is common for others to speak about the difficulties in recruiting volunteers and retaining them. It was felt that Greenstone could provide some assistance to groups in addressing this issue.

More programming and activities are needed, particularly for youth. While there seems to be a variety of programs for seniors in the community, there is a lack of programming opportunities for youth generally. There are some examples of active and established community organizations who could be leveraged to help address some of the programming deficiencies. Additional support from the Municipality could help address this need.

Some suggestions regarding infrastructure were offered. There were comments that overall maintenance of outdoor spaces, including community beautification, is in need of improvement. Specifically, some needs were identified including community gathering and programming spaces are needed, support amenities for outdoor amenities is also needed including: bathrooms, seating, and shade.



3

CONCLUSIONS

There are some key takeaways from the different engagement tactics. From the three surveys (household, youth, and group) and the community meetings, the main points are noted below.

HOUSEHOLD SURVEY

- ◆ At least three-quarters of respondents said they participate in recreation activities for physical health and exercise (83%), mental health and wellbeing (76%), and to be with family / friends (75%).
- ◆ Almost all respondents strongly or somewhat agree that recreation services are very important to their community (95%) and to their households (93%). Less than half (40%) strongly or somewhat agree that there may be times to consider a reduction in recreation services provided by the Municipality.
- ◆ The main barriers to participation include a lack of programs or full programs (52%) and desired amenities / features not offered (35%).
- ◆ About half (53%) are very or somewhat satisfied with indoor recreation facilities in Greenstone. A similar proportion (51%) expressed satisfaction with outdoor recreation facilities.
- ◆ Approximately one-third (38%) are very or somewhat satisfied with recreation programs and events in Greenstone.
- ◆ Over half (57%) said there are not adequate recreation facilities and amenities in Greenstone and another 14% are unsure.
 - Top indoor priorities of these respondents include: swimming pool, ice arena facilities, youth centre, indoor multi-sport field house type facility, and gymnasium spaces.
 - Top outdoor priorities of these respondents include: spray parks / splash pads; sledding / tobogganing hills, off leash dog parks, community gardens, and campgrounds.
- ◆ Approximately two-thirds (68%) of respondents said a greater variety of programs is needed.
- ◆ Top playground elements identified include features for toddlers and children (82% rated this as very important); shade areas (59%), accessible elements (57%), and washrooms and fountains (55%).
- ◆ Forty-two percent (42%) of respondents would not support an increase in property taxes for enhancements to existing services their households would use. Thirty-two percent (32%) would not support an increase for new services.

YOUTH SURVEY

- ♦ Approximately two-thirds (62%) of respondents said they experience barriers to participation in recreation activities or programs.
 - Most common barriers include: lack of comfort or confidence to participate (28%); activity of interest not offered (25%); and no one to participate with (20%).
- ♦ Over three-quarters (88%) of respondents said there are indoor facilities and spaces that could be improved or developed including:
 - Swimming pools, climbing wall, gymnasium space, archery lanes , and youth centre.
- ♦ Almost all (91%) respondents said there are outdoor facilities and spaces that could be improved or developed including:
 - Playgrounds for older children / youth; outdoor pool; beach volleyball courts; archery range; mountain bike trails; and off leash dog parks.
- ♦ Regarding playgrounds, the most important elements include: features for youth and teens; and washrooms and water fountains.

GROUP SURVEY

- ♦ Most common challenges faced by respondents includes difficulty attracting and retaining volunteers; lacking or deficient spaces; funding; and storage.
- ♦ The most frequently cited support the Municipality can provide is enhancing existing facilities and amenities.
- ♦ About half (7 out of 13) said there are adequate recreation facilities and amenities in Greenstone.
 - Most identified indoor facilities and amenities in need of investment are: swimming pools; youth centre, multi-sport / field house type facilities; court sports (racquetball, squash).
 - Most identified outdoor facilities and amenities in need of investment are: spray parks / splash pads; ball diamonds; and amphitheatres / event spaces; band shelters.

DISCUSSION SESSIONS

- ♦ Recreation is important. It is important to that there are recreation opportunities in all communities of Greenstone.
- ♦ Barriers to participation need to be addressed. Some barriers people experience included awareness, affordability and accessibility. Some groups are challenged in promoting their programs and activities.
- ♦ It is important that entities with involvement and an interest in recreation work together.
- ♦ Volunteer challenges exist. While some have articulated successes with their volunteer corps, it is common for others to speak about the difficulties in recruiting volunteers and retaining them.
- ♦ More programming and activities are needed, particularly for youth.
- ♦ Some suggestions regarding infrastructure were offered. There were comments that overall maintenance of outdoor spaces, including community beautification, is in need of improvement. Specifically, some needs were identified including community gathering and programming spaces are needed, support amenities for outdoor amenities is also needed including: bathrooms, seating, and shade.




A

APPENDICES

APPENDIX A – OPEN HOUSE PANELS

LET'S TALK RECREATION & PLAYGROUNDS!




The Municipality of Greenstone is developing a **Recreation & Playground Master Plan**. The Master Plan will help the Municipality make decisions about recreation and playground programs, events, and facilities.

Specifically the Master Plan will:


- Include a vision that will guide the delivery of recreation and playground services;
- Examine the current inventory of facilities and playgrounds, programs and events;
- Gather input from the community on the desired future of recreation & playground services; and
- Provide tools and a direction that will enable the Municipality to plan for the delivery of these important services in a sustainable manner.

To stay up-to-date on the Recreation and Playground Master Plan, please visit the project page on the Municipality's website (www.greenstone.ca) and look for "**Recreation and Playground Master Plan**" under the "**Recreation and Leisure**" link.



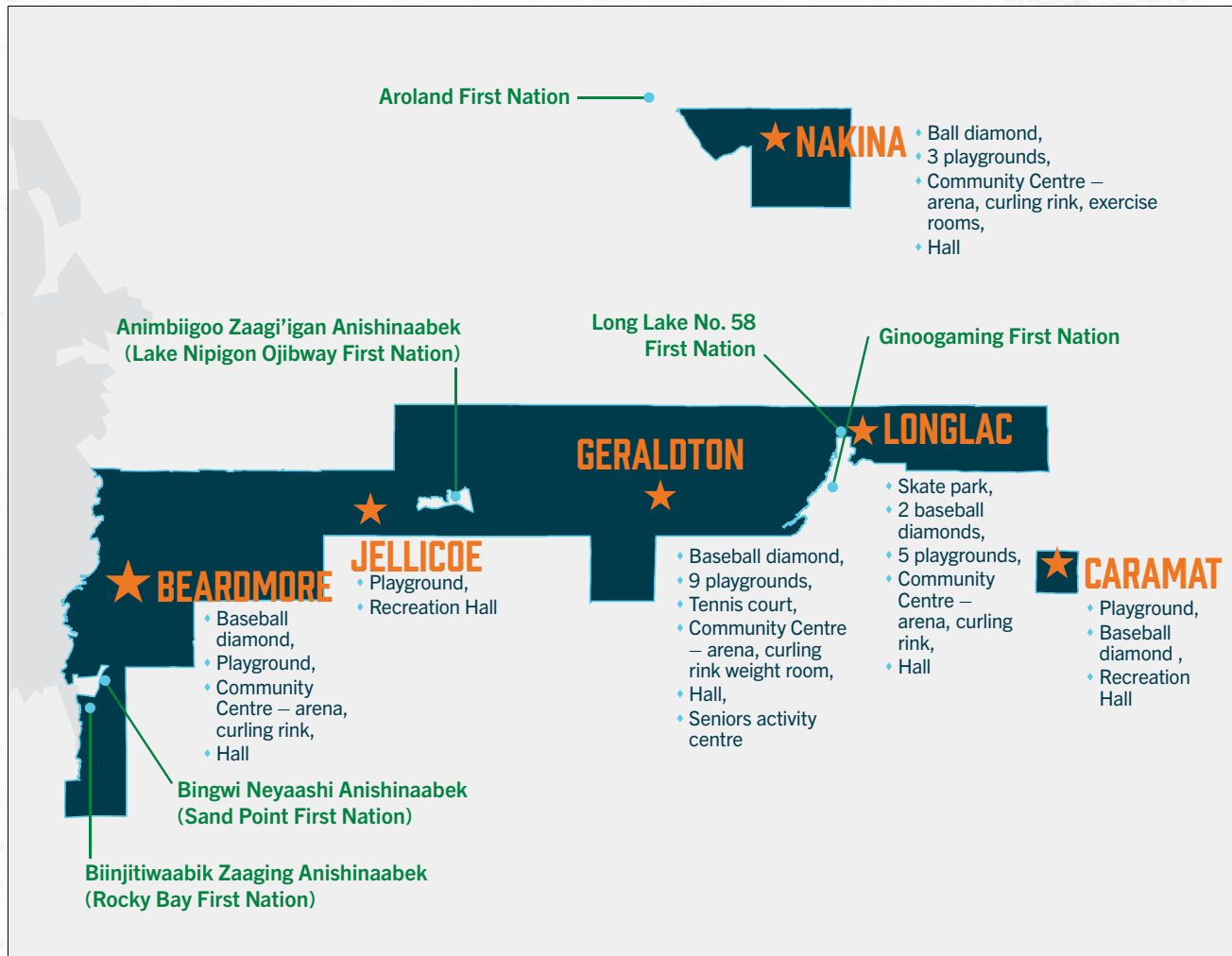
THE 8 BENEFITS OF QUALITY RECREATION OPPORTUNITIES

- Is essential to personal health and well-being
- Reduces health care, social service, and police / justice costs
- Builds strong and healthy communities
- Is a significant economic generator
- Green spaces are essential to well-being
- Provides a foundation for quality of life
- Provides the key to balanced human development
- Reduces self-destructive and anti-social behaviours



MUNICIPALITY OF
GREENSTONE

THE CURRENT STATE OF RECREATION AND PLAYGROUNDS IN THE MUNICIPALITY OF GREENSTONE



The municipality of Greenstone invests approximately \$2.3 million* in the provision of recreation and playgrounds and programs. This comprises approximately 11% of the annual municipal budget. (2024 municipal budget)

*Includes Recreational – Facilities and Parks, Parks & Campgrounds, and Recreational – Programs.

YOU'RE GOING TO HELP PLAN THE FUTURE OF RECREATION AND PLAYGROUNDS IN GREENSTONE.

Yes, You Heard That Right!

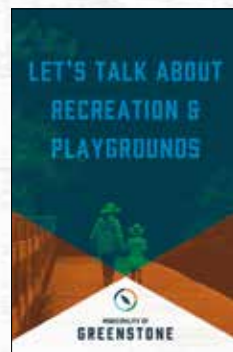
Later this spring, residents, community groups, community contributors, and youth in Greenstone will be asked to share their opinions about recreation and playgrounds in Greenstone. They'll also be asked to offer some ideas about the future.

While very important, there is more to developing the Recreation and Playground Master Plan than engagement. The graphic shows some of the different inputs.



We wanted to let you know about this and give you some time to think about it. You can share some early thoughts today. **Pick up some post-it notes and answer the questions on the other panels.**

LOOK FOR THIS POSTCARD IN THE MAIL IN LATE MARCH



Front



Back



GRAB A POST-IT NOTE AND SHARE YOUR RESPONSES TO THE FOLLOWING QUESTIONS.

What are your favourite recreation activities in Greenstone?

What advice do you have as the Municipality plans for the future of recreation and playgrounds?

APPENDIX B – POSTCARD



MUNICIPALITY OF GREENSTONE

RECREATION & PLAYGROUND MASTER PLAN SURVEY

The Municipality of Greenstone is developing a Recreation and Playgrounds Master Plan to ensure these important quality of life services meet the needs of residents. The Master Plan will guide the development, delivery and improvement of recreation services, programs and facilities with a focus on playgrounds in the Municipality.

WE WANT TO HEAR FROM YOU!

Your input is important and will help the Municipality better understand needs, trends, and perspectives on future priorities.

Please visit www.greenstone.ca or scan the QR code to access the survey. Visit the website to learn about the Master Plan.



If you'd prefer to complete a paper copy of the survey, please email Brent Henley (Manager of Parks and Recreation) at brent.henley@greenstone.ca.



APPENDIX C – HOUSEHOLD QUESTIONNAIRE



MUNICIPALITY OF GREENSTONE RECREATION AND PLAYGROUND MASTER PLAN HOUSEHOLD SURVEY

ABOUT THE PROJECT

Residents of Greenstone have an array of recreation programs, facilities, parks and playgrounds at their disposal. These important services contribute to personal, family, and community health and wellness. To help ensure the future of these services and their alignment with community need, the Municipality of Greenstone is developing a Recreation and Playground Master Plan. The Master Plan will guide the Municipality's contribution to providing these services.

WE NEED YOUR INPUT!

To develop this Master Plan, it is important to hear from community members. Your thoughts and opinions are essential to this project. Please answer the following questions considering the thoughts and needs of all members of your household.

Please provide your answers by April 30, 2024. The survey will take approximately 20 minutes to complete.

If you have any questions about this survey or the Master Plan, or if you need assistance completing this questionnaire, please contact Brent Henley (Manager of Parks and Recreation) at brent.henley@greenstone.ca.

Your participation in this survey is completely voluntary and you may choose not to participate or end your participation at any time. The information you provide through this questionnaire is collected under the authority of, and managed in accordance with, the Municipal Freedom of Information and Protection of Privacy Act, 1990 (MFIPPA) and all relevant Canadian data storage and management best practices. The information you provide will be used by RC Strategies to inform the development of the Municipality of Greenstone's Recreation and Playground Master Plan. Survey data will be securely digitally stored and deleted one year after the completion of the project.



DEFINITIONS

Recreation activities – activities that people do to improve their physical, social, intellectual, creative, and spiritual well being. They can be for fun or can be competitive.

Facilities – indoor and outdoor buildings and spaces that are provided for a particular recreation, sport or cultural purpose. For example a park, ball diamond or Community Centre are facilities.

Amenities – the actual activity and program space that is part of a facility. For example, a weight room inside a Community Centre is an amenity while the Community Centre itself is a facility. A stand-alone arena is a facility and the arena ice is the amenity.

Infrastructure – indoor and outdoor facilities and amenities.

Support amenities – these are the support components that help make the use of the amenities better. They can include lighting, spectator seating, change rooms, and so on.



SECTION 1: TOP OF MIND THOUGHTS

1. What are the main reasons that members of your household participate in recreation activities? (Select all that apply.)

- We don't participate in recreation activities (Go to Q2)
- Physical health and exercise
- Mental health and wellbeing
- Enjoy a challenge
- To be with family / friends
- Meet new people
- To be creative
- Pleasure / entertainment
- Improve skills or knowledge
- Help the community
- To be outside / enjoy nature
- Satisfy curiosity
- Something different than work
- Other, please specify: _____

2. Please indicate your level of agreement with the following statements.

	Strongly Agree	Somewhat Agree	Neither Agree or Disagree	Somewhat Disagree	Strongly Disagree
Recreation services are very important to my household.	<input type="checkbox"/>	<input type="checkbox"/>	<input type="checkbox"/>	<input type="checkbox"/>	<input type="checkbox"/>
Recreation services are very important to my community.	<input type="checkbox"/>	<input type="checkbox"/>	<input type="checkbox"/>	<input type="checkbox"/>	<input type="checkbox"/>
Community events can help people to develop a sense of community and connection to each other.	<input type="checkbox"/>	<input type="checkbox"/>	<input type="checkbox"/>	<input type="checkbox"/>	<input type="checkbox"/>
It is important to maintain or upkeep our existing facilities before we consider developing new ones.	<input type="checkbox"/>	<input type="checkbox"/>	<input type="checkbox"/>	<input type="checkbox"/>	<input type="checkbox"/>
There may be times when it makes sense to consider a reduction in the level of recreation service provided by the Municipality.	<input type="checkbox"/>	<input type="checkbox"/>	<input type="checkbox"/>	<input type="checkbox"/>	<input type="checkbox"/>

3



SECTION 2: CURRENT USAGE / VISITATION

3. For each of the facilities and spaces listed, please indicate how frequently you or a member of your household use/visit it in a typical year during the season of play. (Note – if multiple household members used the facility at the same time, please count that as one use / visit.)

Outdoor Spaces and Facilities					
	Daily (3 or more times a week)	Weekly (1-2 times per week)	Monthly (1-3 times per month)	A few times per year (less than once per month)	Generally do not use / visit
Nakina					
Ball Diamond	<input type="checkbox"/>	<input type="checkbox"/>	<input type="checkbox"/>	<input type="checkbox"/>	<input type="checkbox"/>
Cordingley Lake Campground	<input type="checkbox"/>	<input type="checkbox"/>	<input type="checkbox"/>	<input type="checkbox"/>	<input type="checkbox"/>
Caramat					
Ball Diamond	<input type="checkbox"/>	<input type="checkbox"/>	<input type="checkbox"/>	<input type="checkbox"/>	<input type="checkbox"/>
Longlac					
Skate Park	<input type="checkbox"/>	<input type="checkbox"/>	<input type="checkbox"/>	<input type="checkbox"/>	<input type="checkbox"/>
Ball Diamond	<input type="checkbox"/>	<input type="checkbox"/>	<input type="checkbox"/>	<input type="checkbox"/>	<input type="checkbox"/>
Riverview Campground	<input type="checkbox"/>	<input type="checkbox"/>	<input type="checkbox"/>	<input type="checkbox"/>	<input type="checkbox"/>
Geraldton					
Ball Diamond	<input type="checkbox"/>	<input type="checkbox"/>	<input type="checkbox"/>	<input type="checkbox"/>	<input type="checkbox"/>
Tennis Court	<input type="checkbox"/>	<input type="checkbox"/>	<input type="checkbox"/>	<input type="checkbox"/>	<input type="checkbox"/>
MacLeod Provincial Park Campground	<input type="checkbox"/>	<input type="checkbox"/>	<input type="checkbox"/>	<input type="checkbox"/>	<input type="checkbox"/>
Beardmore					
Ball Diamond	<input type="checkbox"/>	<input type="checkbox"/>	<input type="checkbox"/>	<input type="checkbox"/>	<input type="checkbox"/>
Poplar Lodge Park Campground	<input type="checkbox"/>	<input type="checkbox"/>	<input type="checkbox"/>	<input type="checkbox"/>	<input type="checkbox"/>
Other					
High Hill Harbour Marina	<input type="checkbox"/>	<input type="checkbox"/>	<input type="checkbox"/>	<input type="checkbox"/>	<input type="checkbox"/>
Kenogamisis Golf Course	<input type="checkbox"/>	<input type="checkbox"/>	<input type="checkbox"/>	<input type="checkbox"/>	<input type="checkbox"/>

4



Playgrounds					
	Daily (3 or more times a week)	Weekly (1-2 times per week)	Monthly (1-3 times per month)	A few times per year (less than once per month)	Generally do not use / visit
Geraldton					
Crescent Playground (Ball Park)	<input type="checkbox"/>	<input type="checkbox"/>	<input type="checkbox"/>	<input type="checkbox"/>	<input type="checkbox"/>
Trailer Park Playground	<input type="checkbox"/>	<input type="checkbox"/>	<input type="checkbox"/>	<input type="checkbox"/>	<input type="checkbox"/>
Community Centre Playground	<input type="checkbox"/>	<input type="checkbox"/>	<input type="checkbox"/>	<input type="checkbox"/>	<input type="checkbox"/>
Rotary Park Playground	<input type="checkbox"/>	<input type="checkbox"/>	<input type="checkbox"/>	<input type="checkbox"/>	<input type="checkbox"/>
Waterfront Playground (currently removed)	<input type="checkbox"/>	<input type="checkbox"/>	<input type="checkbox"/>	<input type="checkbox"/>	<input type="checkbox"/>
Jellicoe					
Main Street Playground	<input type="checkbox"/>	<input type="checkbox"/>	<input type="checkbox"/>	<input type="checkbox"/>	<input type="checkbox"/>
Carmat					
Stevens Avenue Playground	<input type="checkbox"/>	<input type="checkbox"/>	<input type="checkbox"/>	<input type="checkbox"/>	<input type="checkbox"/>
Aspen Crescent Playground	<input type="checkbox"/>	<input type="checkbox"/>	<input type="checkbox"/>	<input type="checkbox"/>	<input type="checkbox"/>
Longlac					
George Blouin Park Playground	<input type="checkbox"/>	<input type="checkbox"/>	<input type="checkbox"/>	<input type="checkbox"/>	<input type="checkbox"/>
Bayview Park Playground	<input type="checkbox"/>	<input type="checkbox"/>	<input type="checkbox"/>	<input type="checkbox"/>	<input type="checkbox"/>
Lions Park Playground	<input type="checkbox"/>	<input type="checkbox"/>	<input type="checkbox"/>	<input type="checkbox"/>	<input type="checkbox"/>
Nakina					
Algoma Street Playground	<input type="checkbox"/>	<input type="checkbox"/>	<input type="checkbox"/>	<input type="checkbox"/>	<input type="checkbox"/>
Northwood Park Playground	<input type="checkbox"/>	<input type="checkbox"/>	<input type="checkbox"/>	<input type="checkbox"/>	<input type="checkbox"/>
Day Care Playground	<input type="checkbox"/>	<input type="checkbox"/>	<input type="checkbox"/>	<input type="checkbox"/>	<input type="checkbox"/>
Beardmore					
Poplar Lodge Park Playground	<input type="checkbox"/>	<input type="checkbox"/>	<input type="checkbox"/>	<input type="checkbox"/>	<input type="checkbox"/>
Public School & Early Years Centre Playground	<input type="checkbox"/>	<input type="checkbox"/>	<input type="checkbox"/>	<input type="checkbox"/>	<input type="checkbox"/>



Indoor Amenities and Facilities					
	Daily (3 or more times a week)	Weekly (1-2 times per week)	Monthly (1-3 times per month)	A few times per year (less than once per month)	Generally do not use / visit
Nakina					
Arena (Community Centre)	<input type="checkbox"/>	<input type="checkbox"/>	<input type="checkbox"/>	<input type="checkbox"/>	<input type="checkbox"/>
Curling Rink (Community Centre)	<input type="checkbox"/>	<input type="checkbox"/>	<input type="checkbox"/>	<input type="checkbox"/>	<input type="checkbox"/>
Exercise Room (Community Centre)	<input type="checkbox"/>	<input type="checkbox"/>	<input type="checkbox"/>	<input type="checkbox"/>	<input type="checkbox"/>
Hall (Curling Rink)	<input type="checkbox"/>	<input type="checkbox"/>	<input type="checkbox"/>	<input type="checkbox"/>	<input type="checkbox"/>
Carmat					
Recreation Hall	<input type="checkbox"/>	<input type="checkbox"/>	<input type="checkbox"/>	<input type="checkbox"/>	<input type="checkbox"/>
Longlac					
Arena (Community Centre)	<input type="checkbox"/>	<input type="checkbox"/>	<input type="checkbox"/>	<input type="checkbox"/>	<input type="checkbox"/>
Curling Rink (Community Centre)	<input type="checkbox"/>	<input type="checkbox"/>	<input type="checkbox"/>	<input type="checkbox"/>	<input type="checkbox"/>
Hall (Curling Rink)	<input type="checkbox"/>	<input type="checkbox"/>	<input type="checkbox"/>	<input type="checkbox"/>	<input type="checkbox"/>
Hall (Arena upstairs)	<input type="checkbox"/>	<input type="checkbox"/>	<input type="checkbox"/>	<input type="checkbox"/>	<input type="checkbox"/>
Geraldton					
Arena (Community Centre)	<input type="checkbox"/>	<input type="checkbox"/>	<input type="checkbox"/>	<input type="checkbox"/>	<input type="checkbox"/>
Curling Rink (Community Centre)	<input type="checkbox"/>	<input type="checkbox"/>	<input type="checkbox"/>	<input type="checkbox"/>	<input type="checkbox"/>
Weight Room (Community Centre)	<input type="checkbox"/>	<input type="checkbox"/>	<input type="checkbox"/>	<input type="checkbox"/>	<input type="checkbox"/>
Hall (Arena upstairs)	<input type="checkbox"/>	<input type="checkbox"/>	<input type="checkbox"/>	<input type="checkbox"/>	<input type="checkbox"/>
Hall (Curling Rink)	<input type="checkbox"/>	<input type="checkbox"/>	<input type="checkbox"/>	<input type="checkbox"/>	<input type="checkbox"/>
Seniors Activity Centre	<input type="checkbox"/>	<input type="checkbox"/>	<input type="checkbox"/>	<input type="checkbox"/>	<input type="checkbox"/>
Jellicoe					
Recreation Hall	<input type="checkbox"/>	<input type="checkbox"/>	<input type="checkbox"/>	<input type="checkbox"/>	<input type="checkbox"/>
Beardmore					
Arena (Community Centre)	<input type="checkbox"/>	<input type="checkbox"/>	<input type="checkbox"/>	<input type="checkbox"/>	<input type="checkbox"/>
Curling Rink (Community Centre)	<input type="checkbox"/>	<input type="checkbox"/>	<input type="checkbox"/>	<input type="checkbox"/>	<input type="checkbox"/>
Hall (Curling Rink)	<input type="checkbox"/>	<input type="checkbox"/>	<input type="checkbox"/>	<input type="checkbox"/>	<input type="checkbox"/>



4. Do members of your household use recreation facilities and amenities (including playgrounds) outside of Greenstone?

- Yes
- No (Go to Q5)
- Unsure

a. Why do household members use recreation facilities and amenities (including playgrounds) outside of Greenstone?

SECTION 3: RECREATION SERVICES ASSESSMENT

5. What, if anything, has limited you or someone in your household from participating in recreation opportunities (including use of facilities or participating in programs) in the Municipality of Greenstone? (Select all that apply)

- Nothing limits our ability to participate in Greenstone. (Go to Q6)
- Health / medical issues
- Lack of childcare
- Language or cultural barriers
- Inconvenient hours
- Programs aren't offered or are full
- Don't feel welcome
- Not comfortable / confident enough to participate
- Don't feel safe in the spaces / facilities
- Cost (e.g. program/lesson fees are high, admission fees are high)
- Physical barriers to access / difficult to physically get into facilities
- Features or amenities that I / we want aren't offered
- Condition of facility
- Do not know where the facilities are
- Transportation challenges to get to the facility or program
- Other, please specify: _____



6. Overall, how satisfied are you with the **indoor** recreation facilities in Greenstone?

- Very satisfied
- Somewhat satisfied
- Neither satisfied nor dissatisfied
- Somewhat dissatisfied
- Very dissatisfied

a. Please explain why you answered that way.

7. Overall, how satisfied are you with the **outdoor** recreation facilities and spaces (including playgrounds) in Greenstone?

- Very satisfied
- Somewhat satisfied
- Neither satisfied nor dissatisfied
- Somewhat dissatisfied
- Very dissatisfied

a. Please explain why you answered that way.

8. Overall, how satisfied are you with recreation **programs** and **events** in Greenstone?

- Very satisfied
- Somewhat satisfied
- Neither satisfied nor dissatisfied
- Somewhat dissatisfied
- Very dissatisfied

a. Please explain why you answered that way.



SECTION 4: FUTURE PRIORITIES AND FOCUS AREAS

9. Answering on behalf of your entire household, do you think there are adequate recreation facilities and amenities (indoor and outdoor) in Greenstone?

- Yes
- No
- Unsure

10. Please select up to **five (5) INDOOR** recreation facilities and amenities that should be more readily available or enhanced in Greenstone. A couple of things to consider:

- ♦ There are costs to building and operating facilities and amenities (this may impact taxes and/or user fees).
- ♦ Your responses will be used to help determine facility priorities for planning purposes. They may not lead to changes in a facility or new facilities being built.

- | | |
|--|---|
| <input type="checkbox"/> Art creation spaces (e.g. dedicated studios, maker spaces) | <input type="checkbox"/> Ice arena facilities (e.g. hockey, figure skating, ball hockey, lacrosse) |
| <input type="checkbox"/> Archery lanes / range | <input type="checkbox"/> Indoor child playgrounds |
| <input type="checkbox"/> Before and after school care facilities | <input type="checkbox"/> Indoor climbing wall |
| <input type="checkbox"/> Community group office / admin space | <input type="checkbox"/> Indoor multi-sport / field house type facilities (e.g. for activities like indoor soccer, ball hockey, lacrosse, etc.) |
| <input type="checkbox"/> Community hall / banquet facilities | <input type="checkbox"/> Libraries |
| <input type="checkbox"/> Community kitchen (e.g. a cooking space that is health authority approved that can be used for events, birthday parties etc.) | <input type="checkbox"/> Swimming pools (e.g. for fun including water play features) |
| <input type="checkbox"/> Community meeting rooms | <input type="checkbox"/> Multi-purpose program rooms |
| <input type="checkbox"/> Court sports (e.g. racquetball, squash) | <input type="checkbox"/> Seniors centre |
| <input type="checkbox"/> Curling rinks | <input type="checkbox"/> Storage space (for groups) |
| <input type="checkbox"/> Fitness / wellness facilities (e.g. exercise/weight room) | <input type="checkbox"/> Walking / running track |
| <input type="checkbox"/> Gymnasium type spaces (e.g. basketball, volleyball, badminton, pickleball) | <input type="checkbox"/> Youth centre |

a. In addition to the **indoor spaces** identified above, are there any other types of **indoor spaces** that you think should be more readily available? If so, please note them here.



11. Please select up to **five (5) OUTDOOR** recreation and parks facilities and amenities that should be more readily available or enhanced in Greenstone. A couple of things to consider:

- ♦ There are costs to building and operating facilities and amenities (this may impact taxes and/or user fees).
- ♦ Your responses will be used to help determine facility priorities for planning purposes. They may not lead to changes in a facility or new facilities being built.

- | | |
|---|--|
| <input type="checkbox"/> Amphitheatres / event spaces / band shelters | <input type="checkbox"/> Open spaces (e.g. parks, greenfields) |
| <input type="checkbox"/> Archery range | <input type="checkbox"/> Outdoor boarded skating rinks |
| <input type="checkbox"/> Ball diamonds | <input type="checkbox"/> Outdoor fitness equipment |
| <input type="checkbox"/> Beach volleyball courts | <input type="checkbox"/> Outdoor pool |
| <input type="checkbox"/> Bike parks (e.g. pump track) | <input type="checkbox"/> Pickleball courts |
| <input type="checkbox"/> Campgrounds | <input type="checkbox"/> Picnic areas |
| <input type="checkbox"/> Community gardens | <input type="checkbox"/> Playgrounds (younger children) |
| <input type="checkbox"/> Cross country ski & snowshoe trails | <input type="checkbox"/> Playgrounds (older children/youth) |
| <input type="checkbox"/> Disc golf course | <input type="checkbox"/> Sledding/tobogganing hills |
| <input type="checkbox"/> Off leash dog parks | <input type="checkbox"/> Skateboard parks |
| <input type="checkbox"/> Fitness equipment | <input type="checkbox"/> Sports fields - grass (e.g. soccer, football) |
| <input type="checkbox"/> Golf courses | <input type="checkbox"/> Spray parks / splash pads |
| <input type="checkbox"/> Hardcourts (e.g. basketball, ball hockey) | <input type="checkbox"/> Tennis courts |
| <input type="checkbox"/> Mountain bike trails | <input type="checkbox"/> Track and field spaces |

a. In addition to the **outdoor spaces** identified above, are there any other types of **outdoor spaces** that you think should be more readily available? If so, please note them here:



SECTION 5: PROGRAMMING

12. What improvements or changes are needed regarding recreation programs and opportunities in Greenstone? (Select all that apply.)

- No improvements or changes needed (Go to Q13)
- Accommodate more participants
- Better instruction
- More convenient schedule
- Enhanced content / better quality
- Offered more frequently
- Lower cost
- Greater variety
- More convenient locations
- Improved marketing of programs
- Other, please specify: _____

13. If additional programming will be offered, please identify what types of recreation programming should be more readily available in Greenstone for the different age groups. (You can check multiple age groups if necessary.)

Program Type	Current programming is sufficient	Infants (0-5 years old)	Children (6 – 12 years old)	Youth (13 - 17 years old)	Adults (18-39 years old)	Adults (40-64 years old)	Seniors (65 years and older)	Unsure
Nature / outdoor education programming	<input type="checkbox"/>	<input type="checkbox"/>	<input type="checkbox"/>	<input type="checkbox"/>	<input type="checkbox"/>	<input type="checkbox"/>	<input type="checkbox"/>	<input type="checkbox"/>
Environmental stewardship activities and programs	<input type="checkbox"/>	<input type="checkbox"/>	<input type="checkbox"/>	<input type="checkbox"/>	<input type="checkbox"/>	<input type="checkbox"/>	<input type="checkbox"/>	<input type="checkbox"/>
Fitness and wellness programming (e.g., yoga, spin class)	<input type="checkbox"/>	<input type="checkbox"/>	<input type="checkbox"/>	<input type="checkbox"/>	<input type="checkbox"/>	<input type="checkbox"/>	<input type="checkbox"/>	<input type="checkbox"/>
Casual recreation programming (“drop-in” and unstructured types of programs)	<input type="checkbox"/>	<input type="checkbox"/>	<input type="checkbox"/>	<input type="checkbox"/>	<input type="checkbox"/>	<input type="checkbox"/>	<input type="checkbox"/>	<input type="checkbox"/>
Arts / culture programming (e.g., pottery, painting, performing)	<input type="checkbox"/>	<input type="checkbox"/>	<input type="checkbox"/>	<input type="checkbox"/>	<input type="checkbox"/>	<input type="checkbox"/>	<input type="checkbox"/>	<input type="checkbox"/>
Performing arts and culture programming	<input type="checkbox"/>	<input type="checkbox"/>	<input type="checkbox"/>	<input type="checkbox"/>	<input type="checkbox"/>	<input type="checkbox"/>	<input type="checkbox"/>	<input type="checkbox"/>



Program Type	Current programming is sufficient	Infants (0-5 years old)	Children (6 – 12 years old)	Youth (13 - 17 years old)	Adults (18-39 years old)	Adults (40-64 years old)	Seniors (65 years and older)	Unsure
Indigenous cultural learning and awareness	<input type="checkbox"/>	<input type="checkbox"/>	<input type="checkbox"/>	<input type="checkbox"/>	<input type="checkbox"/>	<input type="checkbox"/>	<input type="checkbox"/>	<input type="checkbox"/>
Organized sports teams, leagues, and clubs	<input type="checkbox"/>	<input type="checkbox"/>	<input type="checkbox"/>	<input type="checkbox"/>	<input type="checkbox"/>	<input type="checkbox"/>	<input type="checkbox"/>	<input type="checkbox"/>
Programs that encourage socialization	<input type="checkbox"/>	<input type="checkbox"/>	<input type="checkbox"/>	<input type="checkbox"/>	<input type="checkbox"/>	<input type="checkbox"/>	<input type="checkbox"/>	<input type="checkbox"/>
Water education and safety	<input type="checkbox"/>	<input type="checkbox"/>	<input type="checkbox"/>	<input type="checkbox"/>	<input type="checkbox"/>	<input type="checkbox"/>	<input type="checkbox"/>	<input type="checkbox"/>

14. Are there other programs you think are needed? If so, use the space below to list them and an age range.



SECTION 6: TRAVEL TIME

15. While it is convenient to have recreation facilities and programs all within your own community, this is not always possible. Having to travel to use facilities or participate in programs is often necessary. We want to understand what is acceptable travel time.

For each of the following recreation opportunities listed below, please indicate the longest travel time (by vehicle) household members would be willing to travel (one way) to access it.

Recreation Opportunity	My household would not participate in this opportunity	Up to 15 min	16-30 min	31-45 min	46 min or more	Unsure
Skate Park	<input type="checkbox"/>	<input type="checkbox"/>	<input type="checkbox"/>	<input type="checkbox"/>	<input type="checkbox"/>	<input type="checkbox"/>
Dog Off Leash Park	<input type="checkbox"/>	<input type="checkbox"/>	<input type="checkbox"/>	<input type="checkbox"/>	<input type="checkbox"/>	<input type="checkbox"/>
Major (large) Playground Structure	<input type="checkbox"/>	<input type="checkbox"/>	<input type="checkbox"/>	<input type="checkbox"/>	<input type="checkbox"/>	<input type="checkbox"/>
Curling Rink	<input type="checkbox"/>	<input type="checkbox"/>	<input type="checkbox"/>	<input type="checkbox"/>	<input type="checkbox"/>	<input type="checkbox"/>
Indoor Arena	<input type="checkbox"/>	<input type="checkbox"/>	<input type="checkbox"/>	<input type="checkbox"/>	<input type="checkbox"/>	<input type="checkbox"/>
Community Hall	<input type="checkbox"/>	<input type="checkbox"/>	<input type="checkbox"/>	<input type="checkbox"/>	<input type="checkbox"/>	<input type="checkbox"/>
Fitness / Weight Room (fully equipped)	<input type="checkbox"/>	<input type="checkbox"/>	<input type="checkbox"/>	<input type="checkbox"/>	<input type="checkbox"/>	<input type="checkbox"/>
Seniors Centre	<input type="checkbox"/>	<input type="checkbox"/>	<input type="checkbox"/>	<input type="checkbox"/>	<input type="checkbox"/>	<input type="checkbox"/>
Indoor Walking Track	<input type="checkbox"/>	<input type="checkbox"/>	<input type="checkbox"/>	<input type="checkbox"/>	<input type="checkbox"/>	<input type="checkbox"/>
Outdoor Spray Park / Splash Pad	<input type="checkbox"/>	<input type="checkbox"/>	<input type="checkbox"/>	<input type="checkbox"/>	<input type="checkbox"/>	<input type="checkbox"/>



SECTION 7: PLAYGROUND PROVISION

The Municipality of Greenstone is examining the provision of playgrounds throughout the municipality. As part of this examination, the Municipality is considering potential enhancements to the playgrounds.

16. For the potential playground elements / considerations listed below, please indicate how important each is when enhancements to playground services are contemplated. (Note: actual playground design is a thorough process, this question is intended to provide some overarching direction.)

	Very Important	Somewhat Important	Neither	Somewhat Unimportant	Very Unimportant
Accessible elements for children with mobility issues (e.g. wheelchair)	<input type="checkbox"/>	<input type="checkbox"/>	<input type="checkbox"/>	<input type="checkbox"/>	<input type="checkbox"/>
Theming (each playground is designed and its appearance are of a similar theme such as animal / nature, dinosaur, etc)	<input type="checkbox"/>	<input type="checkbox"/>	<input type="checkbox"/>	<input type="checkbox"/>	<input type="checkbox"/>
Seating area	<input type="checkbox"/>	<input type="checkbox"/>	<input type="checkbox"/>	<input type="checkbox"/>	<input type="checkbox"/>
Natural elements (e.g. logs, boulders)	<input type="checkbox"/>	<input type="checkbox"/>	<input type="checkbox"/>	<input type="checkbox"/>	<input type="checkbox"/>
Features for adults	<input type="checkbox"/>	<input type="checkbox"/>	<input type="checkbox"/>	<input type="checkbox"/>	<input type="checkbox"/>
Features for youth and teens	<input type="checkbox"/>	<input type="checkbox"/>	<input type="checkbox"/>	<input type="checkbox"/>	<input type="checkbox"/>
Features for toddlers and children	<input type="checkbox"/>	<input type="checkbox"/>	<input type="checkbox"/>	<input type="checkbox"/>	<input type="checkbox"/>
Include quiet areas	<input type="checkbox"/>	<input type="checkbox"/>	<input type="checkbox"/>	<input type="checkbox"/>	<input type="checkbox"/>
Shade areas	<input type="checkbox"/>	<input type="checkbox"/>	<input type="checkbox"/>	<input type="checkbox"/>	<input type="checkbox"/>
Washrooms and fountains	<input type="checkbox"/>	<input type="checkbox"/>	<input type="checkbox"/>	<input type="checkbox"/>	<input type="checkbox"/>

a. What other considerations are there when contemplating playground enhancements?



SECTION 8: COMMUNICATIONS

17. In general, how informed do you feel about recreation opportunities offered in Greenstone?

- Very informed
- Adequately informed
- Inadequately informed
- Not sure/no opinion

18. What are the best ways to inform you about recreation opportunities in Greenstone? Please select your **top three (3)** preferences.

- Municipality of Greenstone Website
- Municipality of Greenstone social media (e.g. Facebook, Twitter, LinkedIn, Instagram)
- Posters in community facilities / spaces
- Newsletters
- Communication through schools
- Advertising at community events
- Word of mouth
- Communication from community groups, organizations, or clubs
- Roadside sign
- Other, please specify: _____



SECTION 9: WILLINGNESS TO PAY

19. Municipal recreation programs and services are paid for by a combination of tax support (including property taxes) and fees paid by users. To ensure that community needs for recreation facilities, programs, and services in Greenstone are better met, would you support an increase in annual property taxes in each of the following scenarios?

a. Would you support an increase in property taxes for enhancements to **existing services** your household members use?

- Yes
- Unsure
- No

b. Would you support an increase in property taxes for **new services** your household members would use?

- Yes
- Unsure
- No

20. Which of the following options do you support in relation to user fees for recreation programs and services?

- Increase current level of user fees
- Maintain current level of user fees
- Reduce current level of user fees
- Unsure

SECTION 10: OTHER COMMENTS

21. Please use the following space to provide any other comments you may have about the provision of recreation services in the Municipality of Greenstone.



SECTION 11: HOUSEHOLD PROFILE

Please provide the following information about your household. This information will help with the analysis of the survey findings but will not be used to identify your individual household.

22. Where do you live?

- Orient Bay
- MacDiarmid
- Beardmore
- Jellicoe
- Geraldton
- Nakina
- Longlac
- Caramat
- Other, please specify: _____

23. How long have you lived in the Municipality of Greenstone?

- Less than 1 year
- 1 - 5 years
- 6 - 10 years
- More than 10 years

24. Please describe your household by identifying the number of members in each of the following age groups – including yourself!

Age 0 – 4 Years	_____
Age 5 – 9 Years	_____
Age 10 – 14 Years	_____
Age 15 – 19 Years	_____
Age 20 – 29 Years	_____
Age 30 – 39 Years	_____
Age 40 – 49 Years	_____
Age 50 – 59 Years	_____
Age 60 – 69 Years	_____
Age 70 – 79 Years	_____
Age 80+ Years	_____



25. Which best describes your household composition?

- Couple with children
- Couple without children
- Lone parent family
- One-person household
- Multigenerational household (at least 3 generations)
- Two or more adults not a couple (e.g., roommates, siblings living together)
- Prefer not to answer

THANK YOU VERY MUCH FOR TAKING THE TIME TO PARTICIPATE IN THE SURVEY!



APPENDIX D – YOUTH QUESTIONNAIRE



MUNICIPALITY OF GREENSTONE
RECREATION AND PLAYGROUND MASTER PLAN

YOUTH SURVEY

The Municipality of Greenstone is developing a plan to help guide decisions about recreation programs, facilities, parks and playgrounds! You are invited to share your thoughts and help improve the community now and in the future.

Please answer the following questions and tell us what you think.

WE VALUE YOUR FEEDBACK!

A couple of things before you start.

- ♦ **This is anonymous.** That means we won't know what answers are yours (your friends won't either if you don't tell them!).
- ♦ **This is voluntary.** We want to learn your opinions, but we're not making you do this.
- ♦ **Answer the questions based on what you think.** Don't worry what your friend's answers are, tell us what you think.



SECTION 1: TOP OF MIND THOUGHTS

1. What are your **favourite** types of parks and recreation activities? (You can pick several answers.)

- Nature oriented activities (e.g. fishing, wildlife watching, nature appreciation)
- Visual arts (e.g. painting, photography, pottery, crafts)
- Performing arts (e.g. singing, dancing, drama)
- Outdoor water activities (e.g. non-motorized activities such as canoeing, spray parks, swimming)
- Outdoor motorized activities (e.g. boating, water skiing, snowmobiling, quadding)
- Outdoor sports (e.g. soccer, baseball, golf)
- Indoor sports (e.g. basketball, soccer, hockey)
- Outdoor physical activity (e.g. walking, biking, running)
- Indoor physical activity (e.g. working out, swimming, yoga)
- Attending spectator activities / special events (e.g. concerts, sports events, festivals)
- Leisure activities (e.g. gaming, reading, social media)
- Social activities (e.g. get together with friends / family, going for lunch or coffee)
- Other, please specify: _____

2. Is there anything that stops you from participating in any recreation activities or programs?

- Yes
- No

a. What makes it difficult for you to participate in the programs and activities you'd like to? (You can pick several answers.)

- Nothing makes it difficult. I participate in the activities I want.
- I am busy with other activities.
- The activity I'm interested in isn't offered.
- The price / cost to participate is too high.
- I can't participate due to health or physical reasons.
- The time of the activities doesn't work.
- I'm not comfortable or confident enough to participate.
- My friends don't like the same activities / I have no one to participate with.
- It is difficult to get to the activity. I don't have a ride.
- I don't feel welcome.
- Other, please specify: _____



3. Do you think there are some **INDOOR** facilities or spaces that could be improved or that you would like to see more of?

- Yes
- No (skip to question 4)

a. Of all the following **INDOOR** recreation facilities and spaces, pick up to five (5) that you think should be improved or that more are needed.

- | | |
|--|---|
| <input type="checkbox"/> Art creation spaces (e.g. dedicated studios, maker spaces) | <input type="checkbox"/> Ice arena facilities (e.g. hockey, figure skating, ball hockey, lacrosse) |
| <input type="checkbox"/> Archery lanes / range | <input type="checkbox"/> Indoor child playgrounds |
| <input type="checkbox"/> Before and after school care facilities | <input type="checkbox"/> Indoor climbing wall |
| <input type="checkbox"/> Community group office / admin space | <input type="checkbox"/> Indoor multi-sport / field house type facilities (e.g. for activities like indoor soccer, ball hockey, lacrosse, etc.) |
| <input type="checkbox"/> Community hall / banquet facilities | <input type="checkbox"/> Libraries |
| <input type="checkbox"/> Community kitchen (e.g. a cooking space that is health authority approved that can be used for events, birthday parties etc.) | <input type="checkbox"/> Swimming pools (e.g. for fun including water play features) |
| <input type="checkbox"/> Community meeting rooms | <input type="checkbox"/> Multi-purpose program rooms |
| <input type="checkbox"/> Court sports (e.g. racquetball, squash) | <input type="checkbox"/> Seniors centre |
| <input type="checkbox"/> Curling rinks | <input type="checkbox"/> Storage space (for groups) |
| <input type="checkbox"/> Fitness / wellness facilities (e.g. exercise/weight room) | <input type="checkbox"/> Walking / running track |
| <input type="checkbox"/> Gymnasium type spaces (e.g. basketball, volleyball, badminton, pickleball) | <input type="checkbox"/> Youth centre |



4. Do you think there are some **OUTDOOR** facilities or spaces that could be improved or that you would like to see more of?

- Yes
- No (skip to question 5)

a. Of all the following **OUTDOOR** recreation facilities and spaces, pick up to five (5) that you think should be improved or that more are needed.

- | | |
|---|--|
| <input type="checkbox"/> Amphitheatres / event spaces / band shelters | <input type="checkbox"/> Open spaces (e.g. parks, greenfields) |
| <input type="checkbox"/> Archery range | <input type="checkbox"/> Outdoor boarded skating rinks |
| <input type="checkbox"/> Ball diamonds | <input type="checkbox"/> Outdoor fitness equipment |
| <input type="checkbox"/> Beach volleyball courts | <input type="checkbox"/> Outdoor pool |
| <input type="checkbox"/> Bike parks (e.g. pump track) | <input type="checkbox"/> Pickleball courts |
| <input type="checkbox"/> Campgrounds | <input type="checkbox"/> Picnic areas |
| <input type="checkbox"/> Community gardens | <input type="checkbox"/> Playgrounds (younger children) |
| <input type="checkbox"/> Cross country ski & snowshoe trails | <input type="checkbox"/> Playgrounds (older children/youth) |
| <input type="checkbox"/> Disc golf course | <input type="checkbox"/> Sledding/tobogganing hills |
| <input type="checkbox"/> Off leash dog parks | <input type="checkbox"/> Skateboard parks |
| <input type="checkbox"/> Fitness equipment | <input type="checkbox"/> Sports fields - grass (e.g. soccer, football) |
| <input type="checkbox"/> Golf courses | <input type="checkbox"/> Spray parks / splash pads |
| <input type="checkbox"/> Hardcourts (e.g. basketball, ball hockey) | <input type="checkbox"/> Tennis courts |
| <input type="checkbox"/> Mountain bike trails | <input type="checkbox"/> Track and field spaces |

5. We are thinking about playgrounds across Greenstone. What elements do you think are most important to have in a great playground? (**Select your top 3**).

- Accessible elements – everyone of all abilities can play there.
- Themed playgrounds – this means that all elements or pieces in a single playground have a similar kind of look.
- Seating areas
- Natural elements (logs, boulders)
- Features for adults
- Features for youth and teens
- Features for toddlers and children
- Include quiet areas
- Shade areas
- Washrooms and water fountains



6. Are there some programs and activities that you would like to participate in that are currently not available or offered? If so, tell us what they are.

7. Use the space to tell us anything else you think we should think about as we plan for Greenstone's recreation and playground future.

8. Where do you live?

- | | |
|-------------------------------------|---|
| <input type="checkbox"/> Orient Bay | <input type="checkbox"/> Nakina |
| <input type="checkbox"/> MacDiarmid | <input type="checkbox"/> Longlac |
| <input type="checkbox"/> Beardmore | <input type="checkbox"/> Caramat |
| <input type="checkbox"/> Jellicoe | <input type="checkbox"/> Other, please specify: _____ |
| <input type="checkbox"/> Geraldton | |

9. How old are you today?

- 11 years old or younger
- 12 years old
- 13 years old
- 14 years old
- 15 years old
- 16 years old
- 17 years old
- 18 years old or older

THANK YOU FOR SHARING YOUR OPINION!



APPENDIX E – GROUP QUESTIONNAIRE



MUNICIPALITY OF GREENSTONE RECREATION AND PLAYGROUND MASTER PLAN GROUP SURVEY

Residents of Greenstone have an array of recreation programs, facilities, parks and playgrounds at their disposal. These important services contribute to personal, family, and community health and wellness. To help ensure the future of these services and their alignment with community need, the Municipality of Greenstone is developing a Recreation and Playground Master Plan. The Master Plan will guide the Municipality's contribution to providing these services.

To develop this Master Plan, it is important to hear from organizations that use outdoor, indoor and playgrounds to deliver their programs. Please take some time to answer the following questions on behalf of your organization – it should take about 15 minutes to complete. Your organization should only provide a single response. The survey closes May 12, 2024.

If you have any questions regarding this survey of the Recreation and Playgrounds Master Plan, please contact Brent Henley (Manager of Parks and Recreation) at brent.henley@greenstone.ca.



SECTION 1: TOP OF MIND THOUGHTS

1. What is the name of your group / organization?

2. Briefly explain the purpose of your organization (mission) and its main activities.

3. What best describes your organization?

- We delivery programs year-round (this may include several "seasons")
- We typically provide programs in a certain "season" and are not active all year
- Other, please specify: _____

4. From the age groups below, please indicate which ones best describe your primary participants / members. (Select all that apply.)

- 0-4 years
- 5-9 years
- 10-17 years
- 18-34 years
- 35-54 years
- 55-69 years
- 70 years and older



5. How many participants typically belong to your organization?

- Up to and including 15
- 16-25
- 26-50
- 51 and more

6. What trend are you seeing in your membership / participation?

- Stable
- Increasing
- Decreasing

7. Please indicate the proportion of participants/members of your organization by location of residence in Greenstone. The figures should add up to 100%.

Beardmore	_____
Jellicoe	_____
Geraldton	_____
Nakina	_____
Longlac	_____
Caramat	_____
Other:	_____
TOTAL	100%



SECTION 2: UTILIZATION

8. There are many recreation and playground facilities in Greenstone. Please identify the facilities / amenities (indoor and outdoor) that your organization has used the most frequently in the last 12 months. For each, please identify any enhancements / improvements that could be done to improve your group's enjoyment of them (if any).

Facility / Amenity	Desired Enhancements / Improvements (if any)

9. Does your organization use any recreation or playground facilities and amenities outside of Greenstone?

- Yes
- No (Go to Q10)
- Unsure

a. If "Yes" or "Unsure", which facilities do you use and where are they located?



SECTION 3: ORGANIZATIONAL CHALLENGES

10. What challenges, if any, is your organization dealing with as it delivers programs and services? (Select all that apply.)

- We cannot get enough time in existing facilities / spaces for programming.
- Facilities / spaces do not accommodate people with mobility issues and special needs.
- The facilities and spaces we would prefer to use don't exist.
- Spaces are lacking or deficient in some amenities.
- It is difficult to attract and retain coaches / instructors.
- It is difficult to attract and retain the volunteers we need (beyond coaches).
- We are having some challenges getting and keeping program participants.
- Storage for our equipment and material presents some challenges for us.
- Funding (e.g. grants, sponsorships)
- The cost of being able to delivery programs and services makes it hard for us to operate. (These costs may include costs to book facilities, pay maintenance and utilities, advertising, etc.)
- The actual running of our group is challenging. (This can include the ability to maintain financial records, running meetings, applying for grants, etc.)
- We are experiencing some challenges promoting and marketing our programs and events.
- Other, please specify: _____

11. What is the most important action or support that the Municipality of Greenstone could provide to help your organization best address its challenges? (Select your top three.)

- Promoting the group and its activities.
- Equipment / materials storage.
- Office / meeting space.
- Board / organizational development.
- Volunteer recruitment/retention support.
- Identifying grant funding or sponsorship opportunities.
- Operating grant support.
- Capital grant support.
- Enhance existing facilities/amenities.
- Develop additional facilities/amenities.
- Improved access to facilities.
- Other, please specify: _____

5



SECTION 4: ASSESSMENT

12. Overall, how satisfied is your organization with **indoor and outdoor recreation facilities** and spaces in Greenstone?

- Very satisfied
- Somewhat satisfied
- Neither satisfied nor dissatisfied
- Somewhat dissatisfied
- Very dissatisfied

a. Please use this space to explain your satisfaction rating.

13. Overall, how satisfied is your organization with **playground facilities** in Greenstone?

- Very satisfied
- Somewhat satisfied
- Neither satisfied nor dissatisfied
- Somewhat dissatisfied
- Very dissatisfied

a. Please use this space to explain your satisfaction rating.

6



SECTION 5: FUTURE PRIORITIES AND FOCUS AREAS

14. Do you think there are adequate recreation facilities and amenities (indoor and outdoor) in Greenstone?

- Yes
- No
- Unsure

15. Please select up to **five (5) INDOOR** recreation facilities and amenities that should be more readily available or enhanced in Greenstone. A couple of things to consider:

- ♦ There are costs to building and operating facilities and amenities (this may impact taxes and/or user fees).
- ♦ Your responses will be used to help determine facility priorities for planning purposes. They may not lead to changes in a facility or new facilities being built.

- | | |
|--|---|
| <input type="checkbox"/> Art creation spaces (e.g. dedicated studios, maker spaces) | <input type="checkbox"/> Ice arena facilities (e.g. hockey, figure skating, ball hockey, lacrosse) |
| <input type="checkbox"/> Archery lanes / range | <input type="checkbox"/> Indoor child playgrounds |
| <input type="checkbox"/> Before and after school care facilities | <input type="checkbox"/> Indoor climbing wall |
| <input type="checkbox"/> Community group office/admin space | <input type="checkbox"/> Indoor multi-sport/field house type facilities (e.g. for activities like indoor soccer, ball hockey, lacrosse, etc.) |
| <input type="checkbox"/> Community hall / banquet facilities | <input type="checkbox"/> Libraries |
| <input type="checkbox"/> Community kitchen (e.g. a cooking space that is health authority approved that can be used for events, birthday parties etc.) | <input type="checkbox"/> Swimming pools (e.g. for fun including water play features) |
| <input type="checkbox"/> Community meeting rooms | <input type="checkbox"/> Multi-purpose program rooms |
| <input type="checkbox"/> Court sports (e.g. racquetball, squash) | <input type="checkbox"/> Seniors centre |
| <input type="checkbox"/> Curling rinks | <input type="checkbox"/> Storage space (for groups) |
| <input type="checkbox"/> Fitness / wellness facilities (e.g. exercise/weight room) | <input type="checkbox"/> Walking / running track |
| <input type="checkbox"/> Gymnasium type spaces (e.g. basketball, volleyball, badminton, pickleball) | <input type="checkbox"/> Youth centre |

a. In addition to the **indoor spaces** identified above, are there any other types of **indoor spaces** that you think should be more readily available? If so, please note them here.



16. Please select up to **five (5) OUTDOOR** recreation and parks facilities and amenities that should be more readily available or enhanced in Greenstone. A couple of things to consider:

- ♦ There are costs to building and operating facilities and amenities (this may impact taxes and/or user fees).
- ♦ Your responses will be used to help determine facility priorities for planning purposes. They may not lead to changes in a facility or new facilities being built.

- | | |
|---|--|
| <input type="checkbox"/> Amphitheatres / event spaces / band shelters | <input type="checkbox"/> Open spaces (e.g. parks, greenfields) |
| <input type="checkbox"/> Archery range | <input type="checkbox"/> Outdoor boarded skating rinks |
| <input type="checkbox"/> Ball diamonds | <input type="checkbox"/> Outdoor fitness equipment |
| <input type="checkbox"/> Beach volleyball courts | <input type="checkbox"/> Outdoor pool |
| <input type="checkbox"/> Bike parks (e.g. pump track) | <input type="checkbox"/> Pickleball courts |
| <input type="checkbox"/> Campgrounds | <input type="checkbox"/> Picnic areas |
| <input type="checkbox"/> Community gardens | <input type="checkbox"/> Playgrounds (younger children) |
| <input type="checkbox"/> Cross country ski & snowshoe trails | <input type="checkbox"/> Playgrounds (older children/youth) |
| <input type="checkbox"/> Disc golf course | <input type="checkbox"/> Sledding / tobogganing hills |
| <input type="checkbox"/> Off leash dog parks | <input type="checkbox"/> Skateboard parks |
| <input type="checkbox"/> Fitness equipment | <input type="checkbox"/> Sports fields - grass (e.g. soccer, football) |
| <input type="checkbox"/> Golf courses | <input type="checkbox"/> Spray parks / splash pads |
| <input type="checkbox"/> Hardcourts (e.g. basketball, ball hockey) | <input type="checkbox"/> Tennis courts |
| <input type="checkbox"/> Mountain bike trails | <input type="checkbox"/> Track and field spaces |

a. In addition to the **outdoor spaces** identified above, are there any other types of **outdoor spaces** that you think should be more readily available? If so, please note them here:



SECTION 6: OTHER COMMENTS

17. Please use the space below to share any other thoughts your organization has regarding the provision of recreation and playground services in Greenstone.

Thank you for sharing your input into the community's recreation and playground needs. The responses you provide will be combined with other information collected and will help inform the plan to shape the future of recreation and playgrounds services in Greenstone.



APPENDIX F – GROUP QUESTIONNAIRE PARTICIPANTS

1. Greenstone Economic Development Corporation
2. Municipality of Greenstone Elderly Persons Centre
3. Longlac Fitness Centre
4. Geraldton men's hockey league
5. Greenstone Martial Arts
6. Thunderbird Friendship Centre- Urban Aboriginal Healthy Living Worker
7. Longlac Curling club
8. Dynamic Moves Gymnastics and Fit is where it's AT (Fitness classes)
9. EARLY ON - Thunderbird Community Child and Family Centre
10. Greenstone Snowmobile Club
11. Kenogamisis Fish & Game Conservation
12. Kenogamisis Recreation Corporation
13. Adult Volleyball
14. The Caramat Community Club

APPENDIX G – MEETING PARTICIPANTS

1. Geraldton Public Library
2. St. Joseph's Catholic School
3. Our Lady of Fatima Catholic School
4. Marjorie Mills Public School
5. Notre Dame des Ecoles
6. Beardmore Recreation Committee
7. Greenstone Mines
8. Greenstone Economic Development Corporation
9. Jellicoe Recreation Club
10. Thunderbird Friendship Centres
11. Nakina Clinic
12. Norwest Community Health Centre
13. Geraldton Hospital
14. Geraldton Elderly Persons Centre



r⁺cs