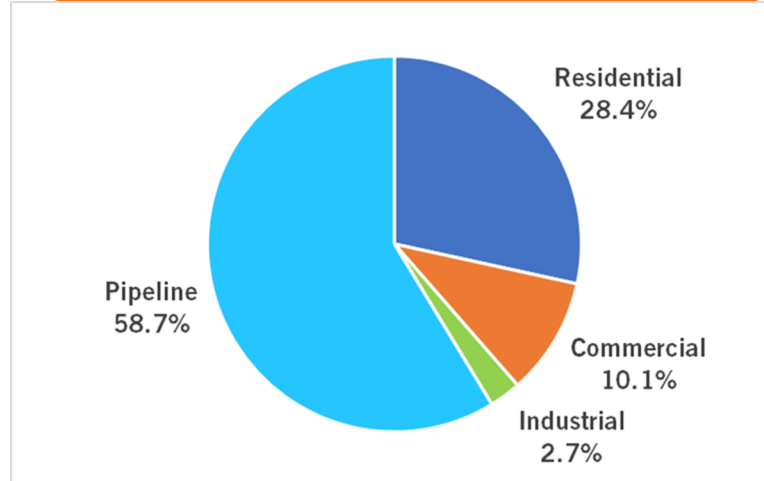


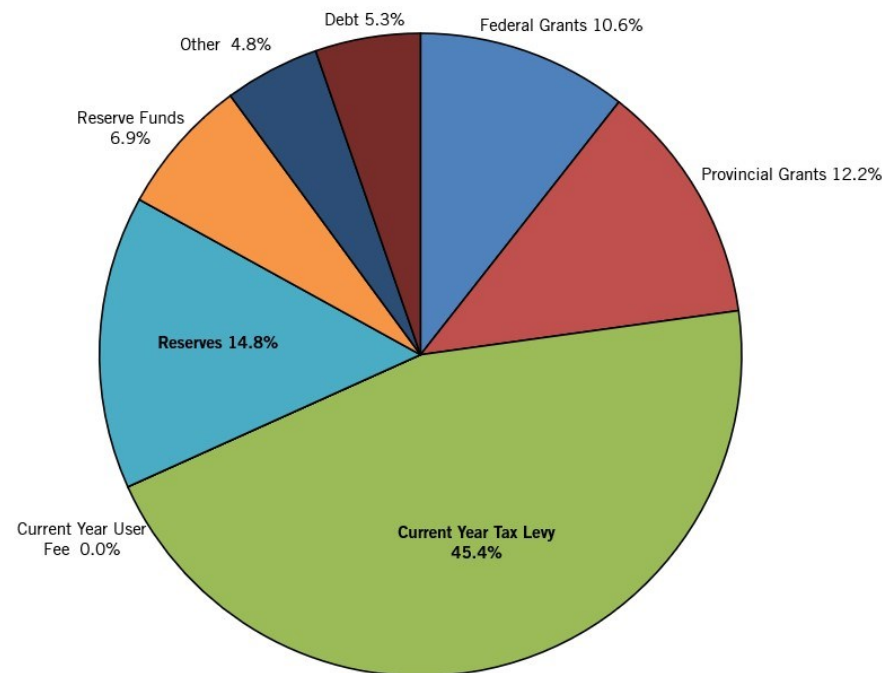
FUNDING SOURCES

SOURCES OF TAX LEVY



Of the 58.7% paid by the pipeline, 46.3% is linear infrastructure and 12.4% is above ground infrastructure.

SOURCES OF CAPITAL FUNDING



The Asset Management Plan outlines how the Municipality has an annual funding gap of \$11.4M, or \$4,692 per household, between what it should be spending to maintain its assets and what it currently does.



MUNICIPALITY OF
GREENSTONE

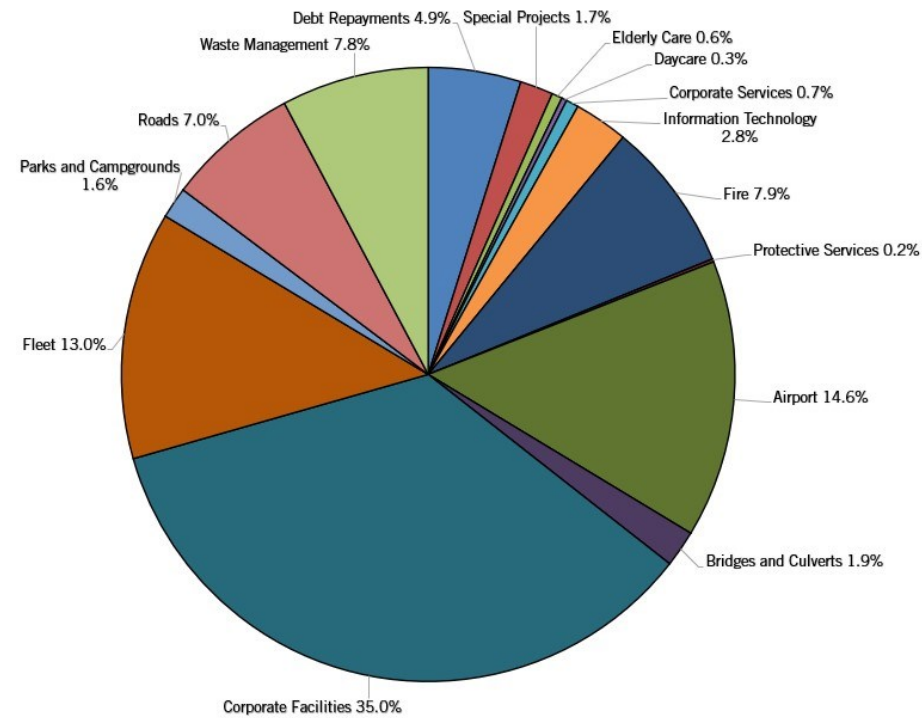
2025 MUNICIPAL BUDGET OVERVIEW

As a result of the unique history of Greenstone, the Municipality operates, through tax revenues and fees, five water treatment facilities, five sewer or wastewater treatment systems, two federally regulated airports in Geraldton and Nakina, four municipal administration buildings, four public works garages, a marina, three active landfills, four campgrounds, four sport complexes, four fire stations, five cemeteries, six greenspace parks, twenty-one playgrounds, two daycares, four libraries, and numerous other municipal and recreation buildings. The Municipality is also responsible for 157km of roads and 112.3km of water/wastewater infrastructure.

The draft Operating Budget proposes a net levy increase of \$1,027,464 or 5.62% incorporating a projected \$558,000 increase in non-tax revenues and an increase of \$1,218,920 in expenses. The net of revenue over expenses would provide a contribution to fund capital, debt and one-time special projects of \$4.13 million (rounded) representing an increase over 2024 funding levels of \$649,650 or a 3.6% levy increase. This added money will be used to fund \$469,200 (2.6%) for Asset Management Plan rehabilitation and replacement needs, and \$180,450 (1.0%) for Fire Master Plan projects. Similar to 2024, Greenstone is anticipating significant new tax revenue from assessment growth related to Greenstone Gold of \$469,200 which will reduce the impact on the existing taxpayer by -2.6%. The total operating and capital needs, less new assessment revenue, results in a proposed overall tax levy increase of 3.02% for existing property owners, which is within Council's framework as provided to Administration.

2025 OPERATING/CAPITAL

CAPITAL EXPENSES BY TYPE



OPERATING EXPENSES BY DEPARTMENT

External Levies	\$5,021,735*	21%
Public Services	\$3,814,386	18%
Social Services	\$2,740,996	12%
Corporate Services	\$2,383,047	10%
Airports	\$1,945,522	9%
Recreation Facilities	\$1,355,702	7%
CAO General Admin	\$1,298,959	7%
Fire Services	\$ 901,669	4%
Environmental Services	\$ 866,428	4%
Parks & Campgrounds	\$ 559,940	3%
Economic Dev. & Comm	\$ 411,128	2%
Protective/Planning	\$ 435,895	2%
Recreation Programs	\$ 239,726	1%

*Includes \$613K transfer to rate supported budget.

DID YOU KNOW?

The Municipality's operating budget contains over **\$4.4 million** in external levies.

These are expenses that the Municipality is charged by outside organizations, such as:

Policing (OPP) \$2.2M

Thunder Bay District Health Unit \$105K

The District of Thunder Bay Social Services Administration Board \$935K

Superior North Emergency Medical Service \$666K

Library Services \$500K

2025 CAPITAL HIGHLIGHTS

TAX SUPPORTED CAPITAL

\$705K Waste Management

Greenstone Landfill (ongoing), Nakina Landfill Monitoring Well, Geraldton Landfill Closure



\$3M Corporate Facilities

Nakina Community Centre (Fire Retardant, Roof Replacement Ice Plant), Beardmore Snowman, Geraldton Community Centre Rehab, PLP Generator, FRC Fire Alarm and AC, Beardmore Community Centre Ice Plant, George Blouin Park Lighting



\$718K Fire Services / Equipment

Fleet Replacement, Communications Infrastructure, Breathing Apparatus (SCBA) Replacement, Extrication Equipment, Structural Gear, Vehicle and Station Air Filtration



\$1.3M Airports

Renald Y Beaulieu Greenstone Regional Airport Runway Identification Lights Upgrade and Tractor, R. Elmer Ruddick Nakina Airport Plow Truck, Fueling System Upgrades



\$1.2M Fleet

Excavator Buckets, Wheeled Loader, Pressure Washer, Triaxle Trailer, Tandem Combo Unit, Pup Trailer



A complete list of capital projects can be found in the 2025 Budget Proposal Document on the Municipal website at greenstone.ca